

# GENERAL INFORMATION

## TABLE OF CONTENTS

|                                   |       |
|-----------------------------------|-------|
| Media Information                 | 1     |
| Roster Information                | 2-3   |
| Terrapin Bowl Notebook            | 4-12  |
| Quoting the Fridge                | 13    |
| Depth Chart                       | 14-15 |
| Terrapin Honor Roll               | 16-17 |
| Head Coach Ralph Friedgen         | 18-21 |
| Coaching Staff                    | 22-24 |
| Football Support Staff            | 25    |
| Terrapin Profiles                 | 26-43 |
| 2006 Season Statistics            | 44-51 |
| 2006 Game Recaps                  | 52-57 |
| Postseason History                | 58-66 |
| Bowl Game Records                 | 67    |
| University of Maryland            | 69    |
| President C.D. Mote Jr.           | 70    |
| Athletics Director Deborah A. Yow | 71    |
| Bowl Administrative Support Staff | 72    |

## MARYLAND MEDIA INFORMATION

For interviews with University of Maryland coaches players or staff members contact Shawn Nestor, associate director of media relations or Doug Dull, associate athletics director of media relations. Media relations assistant Dan Reisig will also accompany the team.

Practice times and information are below and the guidelines are similar to the Terrapins regular-season media opportunities. All practices are closed, with media availability immediately following most sessions. The team will practice on Thunder Field which is located adjacent to Florida Citrus Bowl Stadium.

During bowl week, any interviews that take place outside of the normal practice and press conference setting must be arranged through the media relations staff. Player interviews should not be conducted at the team hotel or any other site without consent of the media relations staff.



**Shawn Nestor (FB Contact)**  
E-mail: snestor@umd.edu  
Office Phone: (301) 314-7065  
Cell Phone: (240) 417-4862



**Doug Dull**  
E-mail: ddull@umd.edu  
Office Phone: (301) 314-7064  
Cell Phone: (240) 417-5764



**Dan Reisig**  
E-mail: dreisig@umd.edu  
Office Phone: (301) 314-8093  
Cell Phone: (757) 784-0121

## TERRAPIN FOOTBALL AT-A-GLANCE

### GENERAL

|                       |   |
|-----------------------|---|
| Name of School        | University of Maryland                      |
| City, Zip             | College Park, Md. 20742                     |
| Founded               | 1856  |
| Enrollment            | 35,392                                      |
| Nickname              | Terrapins, Terps                            |
| School Colors         | Red (PMS 185), White, Black, Gold (PMS 116) |
| Stadium               | Byrd Stadium                                |
| Capacity (Surface)    | 51,500 (Natural Grass)                      |
| Affiliation           | NCAA Division I-A                           |
| Conference / Division | Atlantic Coast Conference / Atlantic        |
| President             | Dr. C.D. Mote, Jr. (California '51)         |
| Athletics Director    | Deborah A. Yow (Elon '74)                   |

### HISTORY

|   |                               |
|---|-------------------------------|
| First year of football  | 1892                          |
| All-time record   | 583-508-43 (.533/1,137 games) |
| All-time bowl/playoff record  | 8-10-2                        |
| Years in postseason   | 21                            |
| <small>(1947-49-51-53-55-73-74-75-76-77-78-80-82-83-84-85-90-01-02-03-06)</small> |                               |

### COACHING STAFF

|                          |                |
|--------------------------|----------------|
| Head Coach               | Ralph Friedgen |
| Alma Mater, Year         | Maryland ('70) |
| Record at school (years) | 49-24 (6)      |
| Career record (years)    | same           |

### GUIDE CREDITS

The Maryland Champs Sports Bowl Guide was written by Shawn Nestor, Doug Dull and Dan Reisig. Interior Design and layout by Patrick Fischer. Cover design by John Schaffhauser. Photography by Greg Fiume. Printing by Morgantown Printing & Binding.

## BOWL WEEK SCHEDULE/MEDIA OPPORTUNITIES

### FRIDAY, DEC. 22

|  |     |
|--|-----|
| Depart College Park via charter plane                      | TBA |
| Arrive at Marriott World Center Resort (Team Headquarters) | TBA |

### SATURDAY, DEC. 23

|                          |                      |
|--------------------------|----------------------|
| Practice (Thunder Field) | 10 a.m. – 12:30 p.m. |
|--------------------------|----------------------|

### SUNDAY, DEC. 24

|                          |               |
|--------------------------|---------------|
| Practice (Thunder Field) | 2 – 4:30 p.m. |
|--------------------------|---------------|

### MONDAY, DEC. 25

|                                |  |
|--------------------------------|--|
| No practice or team activities |  |
|--------------------------------|--|

### TUESDAY, DEC. 26

|                          |                  |
|--------------------------|------------------|
| Day for Kids             | 11 a.m. – 1 p.m. |
| Practice (Thunder Field) | 2 – 4:30 p.m.    |

### WEDNESDAY, DEC. 27

|   |                  |
|---|------------------|
| Practice (Thunder Field)  | 11 a.m. – 1 p.m. |
| Press Conference (Orlando Downtown Marriott)  | 2 p.m.           |
| (Offensive and Defensive Coordinators, along with one offensive and defensive player) |                  |

### THURSDAY, DEC. 28

|   |            |
|---|------------|
| Champs Sports Bowl Brunch Press Conference (Hard Rock Live) | 10:30 a.m. |
| (Head Coach)  |            |
| Champs Sports Bowl Kickoff Brunch (Hard Rock Live)          | 11:00 a.m. |
| Walk-through  | TBA        |

### FRIDAY, DEC. 29

|                            |        |
|----------------------------|--------|
| Champs Sports Bowl Kickoff | 8 p.m. |
|----------------------------|--------|

*Note: Practice times are subject to change. Members of the media are advised to check with the Maryland media relations staff to confirm times.*

### DIRECTIONS TO THUNDER FIELD/FLORIDA CITRUS BOWL STADIUM

The Maryland football team will practice at Thunder Field which is located on the Florida Citrus Bowl Stadium grounds.

#### From the Orlando Marriott Downtown (media hotel):

- Go west on W. Livingston Street toward N. Parramore Ave. (0.2 mi)
- Turn left onto N. Parramore Ave. (0.1 mi.)
- Turn right onto W. Washington Street / FL-526. Continue to follow W. Washington St. (0.7 mi.)
- Turn left onto Jamil Ave. (0.1 mi)
- Turn slight right onto S. Rio Grande Ave. (0.3 mi)
- Turn right onto Citrus Bowl Place (0.1 mi.)
- Total Est. Distance: 1.6 miles

# ROSTER INFORMATION

## NUMERICAL

| No.    | Name                   | Pos. | Hgt  | Wgt | Cl. | Exp. | Hometown (High School/Last School)                      |
|--------|------------------------|------|------|-----|-----|------|---|
| 1      | Erin Henderson         | LB   | 6-3  | 242 | So. | SQ   | Aberdeen, Md. (Aberdeen HS)                             |
| 2      | Kevin Barnes           | CB   | 6-1  | 181 | So. | 1V   | Glen Burnie, Md. (Old Mill HS)                          |
| 3      | Christian Varner       | FS   | 5-11 | 196 | Jr. | 2V   | Baltimore, Md. (Randallstown HS)                        |
| 4 (d)  | Bobby Sheahin          | QB   | 6-1  | 172 | So. | RS   | Brookville, Md. (Sherwood HS/WVU)                       |
| 4 (d)  | Josh Wilson            | CB   | 5-9  | 187 | Sr. | 3V   | Upper Marlboro, Md. (DeMatha HS)                        |
| 5      | Isaiah Gardner         | CB   | 5-11 | 194 | Jr. | 1V   | Virginia Beach, Va. (Salem HS/Notre Dame)               |
| 6      | Anthony Wiseman        | CB   | 5-9  | 185 | Fr. | RS   | Silver Hill, Md. (DeMatha HS)                           |
| 7      | J.P. Humber            | TB   | 6-0  | 221 | Sr. | 2V   | Lakeland, Fla. (George Jenkins HS)                      |
| 8      | Darius Heyward-Bey     | WR   | 6-2  | 206 | Fr. | RS   | Silver Spring, Md. (McDonogh School)                    |
| 9      | Richard Taylor         | CB   | 5-10 | 194 | So. | 1V   | Centreville, Va. (Centreville HS)                       |
| 10 (d) | Chris Turner           | QB   | 6-3  | 217 | Fr. | RS   | Simi Valley, Calif. (Chaminade HS)                      |
| 10 (d) | Terrell Skinner        | DB   | 6-2  | 205 | Fr. | RS   | St. Petersburg, Fla. (Boca Ciega HS)                    |
| 11     | Drew Weatherly         | WR   | 6-3  | 216 | Sr. | 3V   | Georgetown, Del. (Sussex Central HS)                    |
| 12 (d) | Josh Portis            | QB   | 6-3  | 200 | So. | TR   | Woodland Hills, Calif. (W.H. Taft HS/Florida)           |
| 12 (d) | Marcus Wimbush         | SS   | 5-10 | 202 | Sr. | 2V   | Washington, D.C. (Dunbar HS)                            |
| 13     | Dan Gronkowski         | TE   | 6-6  | 266 | So. | SQ   | Amherst, N.Y. (Williamsville North HS)                  |
| 14     | Sam Hollenbach         | QB   | 6-4  | 214 | Sr. | 2V   | Sellersville, Pa. (Pennridge HS)                        |
| 15     | Jason Goode            | TE   | 6-3  | 233 | Jr. | 2V   | Baltimore, Md. (Woodlawn HS)                            |
| 16 (d) | David May              | K    | 5-11 | 191 | So. | 1V   | Rockville, Md. (Charles E. Smith Day)                   |
| 16 (d) | Jeremy Ricker          | QB   | 6-2  | 201 | Fr. | HS   | Hummelstown, Pa. (Bishop McDevitt HS)                   |
| 17     | Danny Oquendo          | WR   | 6-0  | 188 | So. | 1V   | Hackensack, N.J. (Hackensack HS)                        |
| 18     | LaQuan Williams        | CB   | 6-1  | 175 | Fr. | HS   | Baltimore, Md. (Baltimore Polytechnic HS)               |
| 19     | Jordan Steffy          | QB   | 6-1  | 214 | So. | 1V   | Leola, Pa. (Conestoga Valley HS)                        |
| 20     | Morgan Green           | TB   | 5-11 | 213 | Fr. | HS   | White Plains, Md. (Lackey HS/Hargrave Milit.)           |
| 21     | Keon Lattimore         | TB   | 5-11 | 221 | Jr. | 2V   | Owings Mills, Md. (Mt. St. Joseph HS/Hargrave M.A.)     |
| 22 (d) | Dan Ennis              | PK   | 5-10 | 158 | Sr. | 1V   | Sykesville, Md. (Glenelg HS)                            |
| 22 (d) | Greg Gaston            | PK   | 5-9  | 181 | Fr. | RS   | Memphis, Tenn. (Christian Brothers HS)                  |
| 23     | Da'Rel Scott           | TB   | 6-0  | 185 | Fr. | HS   | Conshohocken, Pa. (Plymouth-Whitemarsh HS)              |
| 24 (d) | Emen Ifon              | WR   | 5-8  | 165 | So. | SQ   | Laurel, Md. (Laurel HS)                                 |
| 24 (d) | Pha'Terrell Washington | CB   | 6-0  | 185 | Fr. | HS   | White Plains, Md. (Westlake HS)                         |
| 25 (d) | Jamari McCollough      | CB   | 5-11 | 194 | Fr. | RS   | Baltimore, Md. (Randallstown HS)                        |
| 25 (d) | Colin Nelson           | DB   | 5-10 | 183 | Jr. | RS   | Landover, Md. (Eleanor Roosevelt/McDaniel College)      |
| 26 (d) | Chris Gronkowski       | FB   | 6-2  | 245 | Fr. | RS   | Amherst, N.Y. (Williamsville North HS)                  |
| 27 (d) | Adam Kareem            | CB   | 5-9  | 187 | Fr. | RS   | Baltimore, Md. (Baltimore Polytechnic Inst.)            |
| 27 (d) | Taji Thornton          | CB   | 6-1  | 180 | Fr. | HS   | Homestead, Fla. (South Dade HS)                         |
| 29     | Jeff Allen             | S    | 6-0  | 190 | So. | 1V   | Woodbridge, Va. (DeMatha HS)                            |
| 30     | J.J. Justice           | S    | 6-1  | 219 | Jr. | 2V   | Lisbon, Conn. (Norwich Free Academy)                    |
| 31     | Andrew Schmitt         | LS   | 6-0  | 230 | So. | 1V   | Derry, Pa. (Derry Area HS)                              |
| 32     | Tim Cesa               | FB   | 6-1  | 256 | Jr. | 2V   | Kennesaw, Ga. (Harrison HS)                             |
| 33     | Josh Allen             | TB   | 5-11 | 215 | Sr. | 3V   | Tampa, Fla. (Eleanor Roosevelt HS (Md.))                |
| 34     | Dave Philistin         | LB   | 6-2  | 223 | So. | 1V   | Manchester, N.H. (Manchester Central HS)                |
| 35     | Wesley Jefferson       | LB   | 6-2  | 233 | Jr. | 2V   | Clinton, Md. (Gwynn Park HS)                            |
| 36     | Adam Podlesh           | P    | 5-11 | 205 | Sr. | 3V   | Pittsford, N.Y. (Pittsford Sutherland HS)               |
| 37 (d) | Jared Baum             | DB   | 6-0  | 200 | Fr. | RS   | Bel Air, Md. (Archbishop Curley HS)                     |
| 37 (d) | Brandon Jackson-Mills  | CB   | 5-11 | 160 | Fr. | HS   | Germantown, Md. (Northwest HS)                          |
| 38     | Cory Jackson           | FB   | 6-0  | 240 | Fr. | HS   | Morgantown, W.Va. (University HS)                       |
| 39     | Obi Egekeze            | PK   | 6-2  | 218 | So. | SQ   | Augusta, Ga. (Westside HS)                              |
| 40 (d) | David Akatu            | TB   | 5-8  | 184 | Fr. | HS   | Rockville, Md. (Bethesda-Chevy Chase HS)                |
| 40 (d) | Jeremy Navarre         | DE   | 6-3  | 263 | So. | 1V   | Joppatowne, Md. (Joppatowne HS)                         |
| 41     | T.D. Callahan          | LB   | 6-0  | 227 | Jr. | SQ   | Bel Air, Md. (John Carroll HS)                          |
| 42 (d) | Chase Bullock          | LB   | 6-2  | 235 | So. | SQ   | Durham, N.C. (Northern HS)                              |
| 42 (d) | Brian Dickerson        | LB   | 5-10 | 207 | So. | SQ   | Bethesda, Md. (Walt Whitman HS)                         |
| 42 (d) | James Rolle            | FB   | 5-9  | 269 | Jr. | 1V   | Trenton, N.J. (The Lawrenceville School)                |
| 43     | Rick Costa             | LB   | 6-0  | 246 | So. | SQ   | Moorestown, N.J. (Holy Cross HS/Temple Univ.)           |
| 44     | Lance Ball             | TB   | 5-9  | 216 | Jr. | 1V   | Teaneck, N.J. (Teaneck HS)                              |
| 45 (d) | Tommy Galt             | TE   | 6-5  | 253 | Fr. | RS   | Silver Spring, Md. (Good Counsel HS)                    |
| 45 (d) | Alex Schultz           | LB   | 6-1  | 234 | Fr. | RS   | Gretna, La. (DeLaSalle HS/Towson)                       |
| 46     | Caleb Morris           | P    | 6-0  | 200 | Fr. | HS   | Coudersport, Pa. (Coudersport HS)                       |
| 47     | Jeff Clement           | LB   | 6-2  | 231 | Fr. | RS   | Westville, N.J. (Deptford HS)                           |
| 48     | Moise Fokou            | LB   | 6-1  | 216 | So. | RS   | Rockville, Md. (The Bullis School/Frostburg State)      |
| 49     | Chris Roberts          | PK   | 6-1  | 194 | So. | 1V   | Fallston, Md. (John Carroll HS/Kings College)           |
| 50     | Jermaine Lemons        | LEO  | 6-2  | 254 | Jr. | 1V   | Tampa, Fla. (Thomas Jefferson HS)                       |
| 51 (d) | Steve Pfister          | LB   | 6-2  | 217 | Fr. | RS   | Columbia, Md. (Mount St. Joseph HS)                     |
| 51 (d) | Brian Whitmore         | LEO  | 6-3  | 240 | Fr. | HS   | Chesapeake, Va. (Oscar F. Smith HS)                     |
| 52     | Chris Clinton          | LB   | 6-2  | 245 | Fr. | HS   | Lakeland, Fla. (Evangel Christian HS/Fork Union Milit.) |
| 53 (d) | Stephen Hargett        | LB   | 5-10 | 244 | Fr. | HS   | Los Angeles, Calif. (Loyola HS)                         |
| 53 (d) | Brendan McDermond      | LS   | 6-2  | 251 | Jr. | 1V   | Columbia, Md. (River Hill HS)                           |

## ALPHABETICAL

| No.    | Name                  | Pos. |
|--------|-----------------------|------|
| 40     | David Akatu           | TB   |
| 29     | Jeff Allen            | S    |
| 33     | Josh Allen            | TB   |
| 44     | Lance Ball            | TB   |
| 2      | Kevin Barnes          | CB   |
| 37 (d) | Jared Baum            | DB   |
| 95     | Conrad Bolston        | DT   |
| 42 (d) | Chase Bullock         | LB   |
| 77     | Scott Burley          | OT   |
| 41     | T.D. Callahan         | LB   |
| 89 (d) | Adrian Cannon         | WR   |
| 82     | Nolan Carroll         | WR   |
| 32     | Tim Cesa              | FB   |
| 47     | Jeff Clement          | LB   |
| 66     | Garrick Clig          | OG   |
| 52     | Chris Clinton         | LB   |
| 72     | Phil Costa            | C    |
| 43     | Rick Costa            | LB   |
| 55     | Trey Covington        | LEO  |
| 63     | Andrew Crummey        | OG   |
| 73     | Ricardo Dacosta       | DL   |
| 42 (d) | Brian Dickerson       | LB   |
| 64     | Evan Eastburn         | C    |
| 65     | Danny Edwards         | OL   |
| 39     | Obi Egekeze           | PK   |
| 22 (d) | Dan Ennis             | PK   |
| 68     | Carlos Feliciano      | NT   |
| 48     | Moise Fokou           | LB   |
| 91     | Mack Frost            | DE   |
| 78     | Jared Gaitner         | OT   |
| 56     | Deege Galt            | DE   |
| 45     | Tommy Galt            | TE   |
| 5      | Isaiah Gardner        | CB   |
| 22 (d) | Greg Gaston           | PK   |
| 86     | Drew Gloster          | TE   |
| 89 (d) | Matt Goldberg         | WR   |
| 15     | Jason Goode           | TE   |
| 20     | Morgan Green          | TB   |
| 87     | Kevin Gresham         | WR   |
| 67     | Jack Griffin          | OT   |
| 26 (d) | Chris Gronkowski      | FB   |
| 13     | Dan Gronkowski        | TE   |
| 53     | Stephen Hargett       | LB   |
| 57 (d) | Matthew Harraka       | OL   |
| 57 (d) | Jared Harrell         | LEO  |
| 80     | Joey Haynos           | TE   |
| 93     | Barrod Heggs          | LEO  |
| 1      | Erin Henderson        | LB   |
| 70     | Stephon Heyer         | OT   |
| 8      | Darius Heyward-Bey    | WR   |
| 14     | Sam Hollenbach        | QB   |
| 54     | David Holloway        | LB   |
| 7      | J.P. Humber           | TB   |
| 24 (d) | Emen Ifon             | WR   |
| 90     | Travis Ivey           | DT   |
| 38     | Cory Jackson          | FB   |
| 37     | Brandon Jackson-Mills | CB   |
| 35     | Wesley Jefferson      | LB   |
| 74     | Malcolm Johnson       | DL   |
| 30     | J.J. Justice          | S    |
| 27 (d) | Adam Kareem           | CB   |
| 21     | Keon Lattimore        | TB   |
| 83     | Emani Lee-Odai        | WR   |
| 50     | Jermaine Lemons       | LEO  |



|        |                  |     |      |     |     |    |   |
|--------|------------------|-----|------|-----|-----|----|---|
| 54     | David Holloway   | LB  | 6-2  | 230 | Sr. | 2V | Stephentown, N.Y. (Albany Academy)                |
| 55     | Trey Covington   | LEO | 6-3  | 252 | So. | 1V | Bowie, Md. (Eleanor Roosevelt HS)                 |
| 56     | Deege Galt       | DE  | 6-4  | 254 | Fr. | RS | Silver Spring, Md. (Good Counsel HS)              |
| 57 (d) | Matthew Harraka  | OL  | 6-3  | 265 | Fr. | HS | Ijamsville, Md. (St. John's College HS)           |
| 57 (d) | Jared Harrell    | LEO | 6-4  | 231 | Fr. | RS | Milton, Mass. (Tabor Academy)                     |
| 58 (d) | Adrian Moten     | LB  | 6-1  | 210 | Fr. | HS | Suitland, Md. (Gwynn Park HS)                     |
| 58 (d) | Brandon Nixon    | OT  | 6-6  | 314 | Jr. | 2V | Pottstown, Pa. (Pottstown HS)                     |
| 59     | Alex Wujciak     | LB  | 6-3  | 235 | Fr. | HS | West Caldwell, N.J. (Seton Hall Prep)             |
| 60     | Edwin Williams   | C   | 6-2  | 318 | So. | 1V | Washington, D.C. (DeMatha HS)                     |
| 61     | Lee Oliver       | OG  | 6-2  | 298 | So. | SQ | Germantown, Md. (Northwestern HS)                 |
| 63     | Andrew Crumme    | OG  | 6-5  | 301 | Jr. | 2V | Van Wert, Ohio (Van Wert HS)                      |
| 64     | Evan Eastburn    | C   | 6-2  | 290 | Fr. | HS | Boulder, Colo. (Fairview HS)                      |
| 65     | Danny Edwards    | OL  | 6-1  | 275 | Fr. | HS | Frederick, Md. (Tuscarora HS)                     |
| 66     | Garrick Clig     | OG  | 6-4  | 296 | Jr. | 1V | Port Orange, Fla. (Spruce Creek HS)               |
| 67     | Jack Griffin     | OT  | 6-7  | 294 | Jr. | 2V | Enfield, Conn. (Enfield HS)                       |
| 68     | Carlos Feliciano | NT  | 6-4  | 307 | Jr. | 2V | Elizabeth, N.J. (Elizabeth HS)                    |
| 69     | Donnie Woods     | OG  | 6-3  | 289 | Jr. | 2V | Dade City, Fla. (Thomas Jefferson HS)             |
| 70     | Stephon Heyer    | OT  | 6-6  | 320 | Sr. | 3V | Lawrenceville, Ga. (Brookwood HS)                 |
| 71     | Paul Pinegar     | OT  | 6-3  | 270 | Fr. | HS | Brookeville, Md. (Sherwood HS)                    |
| 72     | Phil Costa       | C   | 6-2  | 299 | Fr. | RS | Moorestown, N.J. (Holy Cross HS)                  |
| 73     | Ricardo Dacosta  | DL  | 6-0  | 239 | Jr. | 2V | Bronx, N.Y. (DeWitt Clinton HS)                   |
| 74     | Malcolm Johnson  | DL  | 5-9  | 246 | So. | 1V | Ellicott City, Md. (Mt. Hebron HS)                |
| 75     | Dane Randolph    | OT  | 6-5  | 285 | So. | 1V | Columbia, Md. (Wilde Lake HS)                     |
| 76     | Jaimie Thomas    | OG  | 6-4  | 328 | So. | 1V | Harrisburg, Pa. (Bishop McDevitt HS)              |
| 77     | Scott Burley     | OT  | 6-5  | 326 | Jr. | 2V | Baltimore, Md. (Woodlawn HS)                      |
| 78     | Jared Gaither    | OT  | 6-9  | 350 | So. | 1V | White Plains, Md. (Roosevelt HS/Hargrave Mil.)    |
| 79     | Kyle Sappington  | OL  | 6-4  | 310 | Fr. | HS | Phoenix, Md. (Stephen Decatur HS)                 |
| 80     | Joey Haynos      | TE  | 6-7  | 267 | Jr. | 2V | Rockville, Md. (Gonzaga College HS)               |
| 81     | Stephen Smalls   | WR  | 6-1  | 190 | Fr. | HS | Lancaster, Pa. (Conestoga Valley HS)              |
| 82     | Nolan Carroll    | WR  | 6-0  | 201 | Fr. | RS | Green Cove Springs, Fla. (Clay HS)                |
| 83     | Emani Lee-Odai   | WR  | 6-3  | 180 | Fr. | HS | Washington, D.C. (Anacostia HS)                   |
| 84     | Isaiah Williams  | WR  | 6-2  | 200 | So. | 1V | Montclair, N.J. (Bergen Catholic HS)              |
| 86     | Drew Gloster     | TE  | 6-3  | 225 | Fr. | HS | Germantown, Md. (Good Counsel HS)                 |
| 87     | Kevin Gresham    | WR  | 5-11 | 170 | So. | TR | Lothian, Md. (Riverdale Baptist HS/Cheyney Univ.) |
| 88     | Greg Powell      | WR  | 5-11 | 187 | Sr. | 1V | Annapolis, Md. (Annapolis HS)                     |
| 89 (d) | Adrian Cannon    | WR  | 6-3  | 200 | Fr. | HS | Pontiac, Mich. (Avondale HS)                      |
| 89 (d) | Matt Goldberg    | WR  | 6-2  | 187 | So. | SQ | Baltimore, Md. (Mount St. Joseph HS)              |
| 90     | Travis Ivey      | DT  | 6-4  | 311 | Fr. | RS | Riverdale, Md. (Riverdale Baptist HS)             |
| 91     | Mack Frost       | DE  | 6-5  | 257 | So. | 1V | Columbia, S.C. (Spring Valley HS)                 |
| 92     | Dre Moore        | DT  | 6-4  | 312 | Jr. | 2V | Charlotte, N.C. (Independence HS)                 |
| 93     | Barrod Heggs     | LEO | 6-2  | 265 | Fr. | RS | Garden City, Ga. (Groves HS)                      |
| 95     | Conrad Bolton    | DT  | 6-3  | 303 | Sr. | 3V | Burtonsville, Md. (St. John's College HS)         |
| 97     | Dean Muhtadi     | DL  | 6-3  | 295 | So. | TR | Alexandria, Va. (TC Williams HS/C. Newport Univ.) |
| 98     | Omarr Savage     | DE  | 6-5  | 284 | Jr. | 2V | Piscataway, N.J. (Piscataway HS)                  |

(d) indicates duplicate number.

Key: \* ini

high school; TR indicates transfer.

|        |                        |     |
|--------|------------------------|-----|
| 16     | David May              | K   |
| 25 (d) | Jamari McCollough      | CB  |
| 53     | Brendan McDermond      | LS  |
| 92     | Dre Moore              | DT  |
| 46     | Caleb Morris           | P   |
| 58     | Adrian Moten           | LB  |
| 97     | Dean Muhtadi           | DL  |
| 40 (d) | Jeremy Navarre         | DE  |
| 25 (d) | Colin Nelson           | DB  |
| 58 (d) | Brandon Nixon          | OT  |
| 61     | Lee Oliver             | OG  |
| 17     | Danny Oquendo          | WR  |
| 51 (d) | Steve Pfister          | LB  |
| 34     | Dave Philistin         | LB  |
| 71     | Paul Pinegar           | OT  |
| 36     | Adam Podlesh           | P   |
| 12 (d) | Josh Portis            | QB  |
| 88     | Greg Powell            | WR  |
| 75     | Dane Randolph          | OT  |
| 16     | Jeremy Ricker          | QB  |
| 49     | Chris Roberts          | PK  |
| 42     | James Rolle            | FB  |
| 79     | Kyle Sappington        | OL  |
| 98     | Omarr Savage           | DE  |
| 31     | Andrew Schmitt         | LS  |
| 45 (d) | Alex Schultz           | LB  |
| 23     | Da'Rel Scott           | TB  |
| 4 (d)  | Bobby Sheahin          | QB  |
| 10     | Terrell Skinner        | DB  |
| 81     | Stephen Smalls         | WR  |
| 19     | Jordan Steffy          | QB  |
| 9      | Richard Taylor         | CB  |
| 76     | Jaimie Thomas          | OG  |
| 27     | Taji Thornton          | CB  |
| 10     | Chris Turner           | QB  |
| 3      | Christian Varner       | FS  |
| 24 (d) | Pha Terrell Washington | CB  |
| 11     | Drew Weatherly         | WR  |
| 51 (d) | Brian Whitmore         | LEO |
| 60     | Edwin Williams         | C   |
| 84     | Isaiah Williams        | WR  |
| 18     | LaQuan Williams        | CB  |
| 4 (d)  | Josh Wilson            | CB  |
| 12 (d) | Marcus Wimbush         | SS  |
| 6      | Anthony Wiseman        | CB  |
| 69     | Donnie Woods           | OG  |
| 59     | Alex Wujciak           | LB  |

## PRONUNCIATION GUIDE

| Player              | Pronunciation            |
|---------------------|--------------------------|
| Chima Amadi         | CHIH-muh uh-MAH-dee      |
| Tim Cesa            | CHASE-uh                 |
| Phil and Rick Costa | KAH-stuh                 |
| Obi Egekeze         | oh-bee egg-uh-KAY-zuh    |
| Carlos Feliciano    | fuh-lee-see-AH-noh       |
| Moses Fokou         | MOH-zes FOH-koo          |
| Stephon Heyer       | STEFF-ahn HIGH-err       |
| Sam Hollenbach      | HALL-un-bock             |
| Deege Galt          | DEEJ GAWLT               |
| Jared Harrell       | huh-RELL                 |
| Joey Haynos         | HAY-nohce                |
| Barrod Heggs        | beh-RAHD                 |
| Darius Heyward-Bey  | HAY-werd BAY             |
| Emen Ifon           | EH-min EYE-fahn          |
| Keon Lattimore      | KEE-ahn                  |
| Emani Lee-Odai      | eh-MON-ee lee-oh-DYE     |
| Jamari McCollough   | juh-MAR-ree muh-KUHL-luh |
| Garrick Clig        | pronounced with hard g   |
| Dre Moore           | DRAY                     |

| Player                 | Pronunciation  |
|------------------------|----------------|
| Jeremy Navarre         | nuh-VAR        |
| Danny Oquendo          | oh-KEHN-doh    |
| Dave Philistin         | FILL-liss-teen |
| Adam Podlesh           | pod-lesh       |
| Bobby Sheahin          | SHEE-in        |
| Terrell Skinner        | tuh-REHL       |
| Stephen Smalls         | steff-ahn      |
| Jaimie Thomas          | jay-mee        |
| Pha Terrell Washington | fuh-TARE-ull   |
| LaQuan Williams        | luh-KWAN       |
| Alex Wujciak           | WOE-jack       |

| Coach          | Pronunciation     |
|----------------|-------------------|
| Bryan Bossard  | BO-sard           |
| Tom Brattan    | rhymes with latin |
| Ralph Friedgen | FREE-jun          |
| Ray Rychleski  | rich-LESS-key     |
| Dave Sollazzo  | so-LAH-zo         |
| Phil Zacharias | zack-uh-RY-us     |

# BOWL NOTEBOOK

## 2006 RESULTS

### MARYLAND (8-4, 5-3 ACC)

|     |                                |   |           |
|-----|--------------------------------|---|-----------|
| S2  | WILLIAM & MARY (ESPN360)       | W | 27-14     |
| S9  | MIDDLE TENN. (ESPN360)         | W | 24-10     |
| S14 | AT #5/5 WEST VIRGINIA (ESPN)   | L | 24-45     |
| S23 | FLORIDA INTL. (ESPN360)        | W | 14-10     |
| O7  | AT #18/20 GA. TECH* (ESPNU)    | L | 23-27     |
| O14 | AT VIRGINIA* (ESPN360)         | W | 28-26     |
| O21 | NC STATE* + (LFS/RAYCOM)       | W | 26-20     |
| O28 | FLORIDA STATE* (ESPN2)         | W | 27-24     |
| N4  | AT #19/19 CLEMSON* (ESPN2)     | W | 13-12     |
| N11 | MIAMI* (ABC)                   | W | 14-13     |
| N18 | AT #20/20 BOSTON COLL.* (ESPN) | L | 16-38     |
| N25 | #20/20 WAKE FOREST* (ESPN)     | L | 24-38     |
| D29 | VS. PURDUE # (ESPN)            |   | 8:00 P.M. |

ALL CAPS indicates home game;

\*ACC game; + Homecoming; # - Champs Sports Bowl

### PURDUE (8-5, 5-3 BIG TEN)

|     |                       |        |           |
|-----|-----------------------|--------|-----------|
| S2  | INDIANA STATE         | W      | 60-35     |
| S9  | MIAMI (OHIO)          | (ot) W | 38-31     |
| S16 | BALL STATE            | W      | 38-28     |
| S23 | MINNESOTA*            | W      | 27-21     |
| S30 | at #12/14 Notre Dame  | L      | 21-35     |
| O7  | at #19/19 Iowa*       | L      | 17-47     |
| O14 | at Northwestern*      | W      | 31-10     |
| O21 | #21/22 WISCONSIN*     | L      | 3-24      |
| O28 | PENN STATE*           | L      | 0-12      |
| N4  | at Michigan State*    | W      | 17-15     |
| N11 | at Illinois*          | W      | 42-31     |
| N18 | INDIANA*              | W      | 28-19     |
| N25 | at #25/25 Hawaii      | L      | 35-42     |
| D29 | vs. Maryland # (ESPN) |        | 8:00 p.m. |

\* Big 10 game; # - Champs Sports Bowl

## BROADCAST INFORMATION

**TV:** ESPN - Brad Nessler (play-by-play) joins Bob Griese (analyst) in the booth, with Bonnie Bernstein on the sideline.

**RADIO:** Terrapin Sports Radio Network (6:30 p.m.) - Johnny Holliday, play-by-play; Jonathan Claiborne, color analysis; Tim Strachan, sidelines.

**INTERNET:** Audio can be accessed by logging on to [www.umterps.com](http://www.umterps.com).

## QUICK FACTS

|                            |                                |
|----------------------------|--------------------------------|
| Head Coach                 | Ralph Friedgen (Maryland, '70) |
| Record at Maryland (years) | 49-24 (6th)                    |
| Career Record              | Same                           |
| Offensive Coordinator      | Ralph Friedgen                 |
| Defensive Coordinator      | Chris Cosh                     |
| All-Time vs. Purdue        | 1st Meeting                    |
| 2006 Home/Away/Neutral     | 6-1 / 2-3 / 0-0                |

## MEDIA INFORMATION

|                   |                              |
|-------------------|------------------------------|
| Football Contact  | Shawn Nestor, Assoc. MRD     |
| Phone             | w: (301) 314-7065            |
| e-mail            | snestor@umd.edu              |
| Secondary Contact | Doug Dull, Assoc. A.D.       |
| Main Office Phone | (301) 314-7064               |
| e-mail            | ddull@umd.edu                |
| Other Contact     | Dan Reisig, Media Rel. Asst. |
| Phone             | w: (301) 314-8093            |
| e-mail            | dreisig@umd.edu              |

## THE GAME

- The University of Maryland plays Purdue University on Friday, Dec. 29 in the 2006 Champs Sports Bowl in Orlando, Fla. The game will be televised live nationally in prime time on ESPN and broadcast on the Terrapin Sports Radio Network (105.7 FM and 1300 AM Baltimore; 630 AM Washington, D.C.). Maryland will be making its 4th bowl trip in the six seasons that Ralph Friedgen has returned as head coach at his alma mater.
- Maryland (8-4, 5-3) comes into the bowl game after dropping its final game of the regular season, 38-24, to Wake Forest. Despite a 119-yard rushing effort by Keon Lattimore, the Terrapins could not recover from deficits of 21-7 and 28-14 in losing to a Wake Forest team that went on to win the Atlantic Coast Conference championship and its requisite trip to the Orange Bowl.
- Maryland finished in a second-place tie in the Atlantic Division standings with a 5-3 league mark. The Terrapins tied with Clemson and Boston College just one game behind Wake Forest, which finished at 6-2. The Terrapins posted a five-game winning streak in the middle of the season to post its fourth season with at least eight wins in Ralph Friedgen's six years as head coach at Maryland. A victory in the Champs Sports Bowl would give Maryland only the 13th nine-win season in 114 years of football at the university.
- Purdue (8-5, 5-3) tied for fourth in the Big Ten Conference and closed its regular season with a 42-35 defeat at Hawaii. In a fourth-quarter shootout that saw the two teams combine for 43 points in the final period alone, the Rainbows scored on two touchdown passes in the final 4:48 to erase a 35-27 Purdue lead and earn the victory. Purdue won three straight games in early November to earn the eight-win season, winning at Michigan State and at Illinois before beating Indiana at home to post a 5-3 mark in the Big Ten.
- The Terrapins are seeking their third straight bowl victory, an accomplishment that has never occurred at Maryland. The Terps defeated West Virginia, 41-7, on 1/1/2004 in the Gator Bowl in their most recent bowl appearance, and that followed a 30-3 triumph over Tennessee on 12/31/2002 in the Chick-fil-A Peach Bowl.
- Maryland accomplished its eight-win season against one of the toughest schedules in the nation. The Terrapins played eight teams this season that have earned berths in bowl games.
- Neither Maryland or Purdue is ranked in any of the three major polls coming into bowl season.

## SERIES NOTES: TERPS VS. BOILERMAKERS

- Purdue and Maryland have never met on the football field.
- Maryland's last bowl game against a team from the Big Ten Conference was in 1977 when the Terrapins defeated Minnesota, 17-7 in the Hall of Fame Bowl in Birmingham, Ala.
- Maryland has played twice previously in bowl games held in Orlando, Fla. The Terrapins lost to Florida, 35-20, on 12/20/1980 in the Tangerine Bowl and dropped a 30-23 matchup to Tennessee on 12/17/1983 in the Citrus Bowl.

## BOWL INFORMATION

- Tickets for the 2006 Champs Sports Bowl are available by calling the Terrapin Ticket Office at 1-800-IM-A-TERP. Tickets are \$60 for the game.
- Information about Maryland's appearance in the Champs Sports Bowl is available at: <http://umterps.cstv.com/sports/m-footbl/06-md-bowl-central.html>

# TERPS BY THE NUMBERS

**0**  
Punts blocked by Maryland opponents since 1999, the longest streak in the nation after Georgia had a punt blocked recently by Ole Miss.

**12**  
Consecutive field goals made by senior PK Dan Ennis over the last five games.

# ALL ABOUT PURDUE

## SCOUTING THE BOILERMAKERS

- A talented and prolific offense helped Purdue achieve another outstanding season in 2006. The Boilermakers finished 8-5 overall and tied for fourth place in the Big Ten Conference at 5-3. Purdue started with four straight victories this season, went 1-4 in a stretch between 9/30 and 10/28, but finished the Big Ten schedule with three straight wins to hit the eight-win mark.
- Purdue's passing offense ranks 6th in the nation at 293.7 yards per game, a figure that led the Big Ten. The Boilermakers also led the Big Ten in total offense at 425.8 yards per game.
- Spearheading the passing attack is junior QB Curtis Painter, who was 6th individually in Division I-A in total offense. Painter threw for 3,721 yards and 21 touchdowns this season. In 13 games, he was 292-for-494 (59.1 completion percentage), an average of 38 pass attempts per game.
- The Boilermakers feature a balanced attack offensively, though, as their rushing game is also successful. Junior RB Kory Sheets had 769 yards and 11 touchdowns on the ground this season, finishing 9th in the Big Ten at 59.2 ypg. His running mate, sophomore Jaycen Taylor, added 658 yards on the ground and had an impressive 6.1 per carry average.
- Purdue scored 23 touchdowns rushing and 23 touchdowns passing in 2006.
- Painter's top targets include junior WR Dorien Bryant, who led the league in receptions per game and receiving yards per game. He had 79 catches for 967 yards. Senior TE Dustin Keller is also a prime target with 55 catches for 751 yards, and sophomore WR Greg Orton had 50 catches for 695 yards.
- Defensively, Purdue is led by junior LB Dan Bick, who topped the team with 92 tackles. Senior DE Anthony Spencer ended the season with an amazing 26.5 tackles for loss, including 10.5 quarterback sacks. Junior SS Justin Scott had a team-high 3 interceptions for the Boilermakers, who forced opponents into 17 fumbles lost this year.

## MARYLAND'S MATCH-UP

### 2006 TEAM COMPARISONS

| Maryland     | Category           | Purdue       |
|--------------|--------------------|--------------|
| 124.5        | Rushing Offense    | 132.1        |
| 179.8        | Passing Offense    | 293.7        |
| 304.2        | Total Offense      | 425.8        |
| 21.7         | Scoring Offense    | 27.5         |
| 174.8        | Rushing Defense    | 190.1        |
| 192.2        | Passing Defense    | 242.6        |
| 366.9        | Total Defense      | 432.7        |
| 23.1         | Scoring Defense    | 26.9         |
| 49-141 (35%) | Third Down Conv.   | 84-178 (47%) |
| 7-14 (50%)   | Fourth Down Conv.  | 5-17 (29%)   |
| 17-77        | Sacks By-Yards     | 30-185       |
| 19-125       | Sacks Allowed      | 17-135       |
| 51-447       | Penalties-Yards    | 70-515       |
| 18-11        | Fumbles-Lost       | 18-8         |
| 28:48        | Avg. Time of Poss. | 28:13        |

### BOILERMAKERS STATISTICAL LEADERS

| RUSHING        | G  | ATT.         | NET  | AVG. | TD | YPG   |
|----------------|----|--------------|------|------|----|-------|
| Kory Sheets    | 13 | 156          | 769  | 4.9  | 11 | 59.2  |
| Jaycen Taylor  | 13 | 107          | 658  | 6.1  | 4  | 50.6  |
| Dorien Bryant  | 13 | 19           | 150  | 7.9  | 2  | 11.5  |
| Passing        | G  | C-A-I        | Pct. | Yds. | TD | YPG   |
| Curtis Painter | 13 | 292-494-1859 | 59.1 | 3721 | 21 | 286.2 |
| Receiving      | G  | Rec.         | Yds. | Avg. | TD | YPG   |
| Dorien Bryant  | 13 | 79           | 967  | 12.2 | 6  | 74.4  |
| Dustin Keller  | 13 | 55           | 751  | 13.7 | 4  | 57.8  |
| Greg Orton     | 13 | 50           | 695  | 13.9 | 4  | 53.5  |

## WHAT IS A BOILERMAKER?

A boilermaker is a trained craftsman who produces steel fabrications from plates and sections. The name originated from craftsmen who would fabricate boilers, but they may work on projects as diverse as bridges to blast furnaces. A boilermaker is also the mascot of Purdue University located in West Lafayette, Indiana. (Source: Dictionary.com)



### 28.1

In his first season as Maryland's primary kick return man, CB Josh Wilson is averaging 28.1 yards per return, 10th-best in the nation and 3rd in the Atlantic Coast Conference.

### 42-5

Ralph Friedgen's record at Maryland when leading at halftime.

### 61.4

Career completion percentage for Sam Hollenbach (402-for-655), which ranks third in school history.

### 1949

The year that Stan Lavine hit Ed Bolton on a 92-yard touchdown pass against South Carolina for a school record that stood for 57 years, before Sam Hollenbach found Darrius Heyward-Bey for a 96-yarder against Miami.

### 1997

The last time Maryland returned a kickoff for a touchdown prior to Josh Wilson's 100+ yard return for a TD against Georgia Tech.

### INDIVIDUAL SINGLE-GAME BESTS RUSHING YARDS

|                                    |                            |             |
|------------------------------------|----------------------------|-------------|
| Josh Allen, TB.....                | 257 vs. Virginia           | 2003        |
| Lance Ball, TB.....                | 163 vs. Virginia           | 2005        |
| Tim Cesa, FB.....                  | 11 vs. NC State            | 2006        |
| <i>Darius Heyward-Bey, WR.....</i> | <i>9 vs. Wake Forest</i>   | <i>2006</i> |
| Sam Hollenbach, QB.....            | 62 vs. NC State            | 2006        |
| J.P. Humber, TB.....               | 53 at Temple               | 2005        |
| <i>Keon Lattimore, TB.....</i>     | <i>119 vs. Wake Forest</i> | <i>2006</i> |
| Danny Oquendo, WR.....             | 21 at West Virginia        | 2006        |
| Jordan Steffy, QB.....             | 8 at Duke                  | 2004        |

### PASS COMPLETIONS

|                         |                      |      |
|-------------------------|----------------------|------|
| Sam Hollenbach, QB..... | 27 at Boston College | 2006 |
| Jordan Steffy, QB.....  | 5 vs. Georgia Tech   | 2004 |

### PASSING YARDS

|                         |                       |      |
|-------------------------|-----------------------|------|
| Sam Hollenbach, QB..... | 374 at North Carolina | 2005 |
| Jordan Steffy, QB.....  | 48 at Virginia        | 2004 |

### RECEPTIONS

|                                    |                                    |             |
|------------------------------------|------------------------------------|-------------|
| Josh Allen, TB.....                | 3 (3x) last vs. FIU                | 2006        |
| <i>Lance Ball, TB.....</i>         | <i>2 (3x) last vs. Wake Forest</i> | <i>2006</i> |
| Dan Gronkowski, TE.....            | 1 (3x) last vs. Florida State      | 2006        |
| Tim Cesa, FB.....                  | 1 vs. Middle Tennessee             | 2006        |
| Jason Goode, WR.....               | 4 at Georgia Tech                  | 2006        |
| Joey Haynos, TE.....               | 8 at West Virginia                 | 2006        |
| <i>Darius Heyward-Bey, WR.....</i> | <i>5 (4x) last vs. Miami</i>       | <i>2006</i> |
| <i>Cory Jackson, FB.....</i>       | <i>1 (3x) last vs. Wake Forest</i> | <i>2006</i> |
| Keon Lattimore, TB.....            | 6 at Boston College                | 2006        |
| Danny Oquendo, WR.....             | 6 at Boston College                | 2006        |
| Drew Weatherly, WR.....            | 4 vs. Navy                         | 2005        |
| Isaiah Williams, WR.....           | 5 at Clemson                       | 2006        |

### RECEIVING YARDS

|                                    |                             |             |
|------------------------------------|-----------------------------|-------------|
| Josh Allen, TB.....                | 98 vs. Florida State        | 2004        |
| Lance Ball, TB.....                | 16 at Boston College        | 2006        |
| Tim Cesa, FB.....                  | 9 vs. Middle Tennessee      | 2006        |
| Jason Goode, HB.....               | 75 at Clemson               | 2006        |
| Dan Gronkowski, TE.....            | 25 vs. Clemson              | 2005        |
| Joey Haynos, TE.....               | 52 at Clemson               | 2006        |
| <i>Darius Heyward-Bey, WR.....</i> | <i>175 vs. Miami</i>        | <i>2006</i> |
| <i>Cory Jackson, FB.....</i>       | <i>13 at Boston College</i> | <i>2006</i> |
| Keon Lattimore, TB.....            | 72 vs. NC State             | 2006        |
| Danny Oquendo, WR.....             | 65 at Boston College        | 2006        |
| Drew Weatherly, WR.....            | 36 vs. Navy                 | 2005        |
| Isaiah Williams, WR.....           | 66 at Clemson               | 2006        |

### KICKOFF RETURN YARDS

|                        |                                   |      |
|------------------------|-----------------------------------|------|
| Tim Cesa, FB.....      | 11 (2x) last vs. Middle Tennessee | 2006 |
| Nolan Carroll, WR..... | 31 at Boston College              | 2006 |
| Joey Haynos, TE.....   | 7 vs. William & Mary              | 2006 |
| Danny Oquendo, WR..... | 32 at West Virginia               | 2006 |
| Josh Wilson, CB.....   | 157 at Georgia Tech               | 2006 |

### PUNT RETURN YARDS

|                         |                       |      |
|-------------------------|-----------------------|------|
| Isaiah Gardner, CB..... | 8 vs. William & Mary  | 2006 |
| Danny Oquendo, WR.....  | 85 vs. Florida State  | 2006 |
| Josh Wilson, CB.....    | 12 vs. William & Mary | 2006 |

### TACKLES

|                                |                                    |             |
|--------------------------------|------------------------------------|-------------|
| Jeff Allen, TB.....            | 4 at West Virginia                 | 2006        |
| Kevin Barnes, CB.....          | 3 (2x) last at Virginia            | 2006        |
| Conrad Bolston, DE.....        | 6 at West Virginia                 | 2004        |
| Chase Bullock, LB.....         | 4 at Temple                        | 2005        |
| Tim Cesa, LB.....              | 7 vs. Temple                       | 2004        |
| Rick Costa, LB.....            | 3 (2x) last vs. NC State           | 2006        |
| Trey Covington, DE.....        | 9 vs. West Virginia                | 2005        |
| Carlos Feliciano, NT.....      | 4 at Clemson                       | 2006        |
| Moses Fokou, LB.....           | 5 (2x) last vs. FIU                | 2006        |
| <i>Mack Frost, DE.....</i>     | <i>1 (6x) last vs. Wake Forest</i> | <i>2006</i> |
| <i>Isaiah Gardner, CB.....</i> | <i>8 (2x) last vs. Wake Forest</i> | <i>2006</i> |
| Barrod Heggs, LEO.....         | 2 (3x) last vs. Miami              | 2006        |
| Erin Henderson, LB.....        | 18 at Clemson                      | 2006        |
| David Holloway, LB.....        | 10 (2x) last at Georgia Tech       | 2006        |
| J.J. Justice, SS.....          | 5 vs. William & Mary               | 2006        |
| Wesley Jefferson, LB.....      | 14 vs. Miami                       | 2006        |
| Jermaine Lemons, LB.....       | 8 vs. Navy                         | 2005        |
| Dre Moore, DE.....             | 8 vs. Miami                        | 2006        |
| Jeremy Navarre, DE.....        | 7 at Clemson                       | 2006        |
| Colin Nelson, DB.....          | 1 vs. Middle Tennessee             | 2006        |
| Dave Philistin, LB.....        | 7 vs. William & Mary               | 2006        |
| Greg Powell, WR.....           | 2 (2x) last vs. Florida State      | 2006        |
| Omarr Savage, DE.....          | 4 at NC State                      | 2005        |
| Richard Taylor, CB.....        | 3 vs. William & Mary               | 2006        |
| Christian Varner, S.....       | 9 at Florida State                 | 2005        |
| Josh Wilson, CB.....           | 12 vs. Virginia                    | 2005        |
| <i>Marcus Wimbush, SS.....</i> | <i>10 vs. Wake Forest</i>          | <i>2006</i> |

*Marks in italics were from the last game*

## QUICK HITS: WEEK 12

- Maryland suffered its second straight loss to end the regular season at 8-4. The Terrapins finished the game with a season-high 376 yards in total offense, including 194 yards on the ground to post the second-best team rushing total of the year (213 vs. William & Mary).
- TB **Keon Lattimore** made the most of his starting role, rushing for career highs in yards (119) and carries (23). He accounted for all 49 yards on the Terps' eight-play, 49-yard drive in the middle of the third quarter.
- Lattimore and TB **Lance Ball** each scored a rushing touchdown in the game. It was the third time this season that Maryland's tandem of tailbacks had scored at least one TD on the ground in the same game.
- Ball had 64 yards rushing in the game and moved up two spots to 14th on the Terps' career list. He finished the regular season with a team best 717 yards.
- PK **Dan Ennis** hit his only field goal of the game, a 26-yarder midway through the third quarter. It was his 12th straight successful attempt - a span covering six games.
- The Terrapins announced a sellout crowd at Chevy Chase Bank Field at Byrd Stadium, with the attendance of 51,500 being 20th on the all-time list of single-game attendance at Maryland.
- Maryland honored 13 seniors who were appearing at Chevy Chase Bank Field at Byrd Stadium for the final time in their careers: **33-Josh Allen, 95-Conrad Bolston, 41-T.D. Callahan, 22-Dan Ennis, 70-Stephon Heyer, 14-Sam Hollenbach, 54-David Holloway, 7-J.P. Humber, 36-Adam Podlesh, 88-Greg Powell, 11-Drew Weatherly, 4-Josh Wilson, 12-Marcus Wimbush**. This group of seniors heads into the 2006 Champs Sports Bowl with a four-year record of 28-19 and a five-year mark of 39-22.

## OF COMEBACKS

- Maryland's 20-point comeback at Virginia created a scramble through the record books to find the following nuggets:
- Head coach **Ralph Friedgen** was the offensive coordinator on 11/10/1984 when Maryland recovered from a 31-0 halftime deficit at Miami to score a 42-40 triumph.
- The last time Maryland came from 20 points down to win a game was on 11/20/1993 at Wake Forest. The Demon Deacons scored the first 23 points of the game before Maryland rallied to take a 33-32 victory.
- Before the win at Virginia, Maryland had earned two 14-point comebacks during Friedgen's tenure as head coach. Maryland trailed 21-7 at Wake Forest on 11/29/2003 before winning 41-28. Also, the Terrapins trailed 21-7 against NC State on 11/9/2003 before rallying for a 24-21 victory.



**Keon Lattimore's 56-yard touchdown run gave Maryland the lead for good en route to its 28-26 come-from-behind win at Virginia**

## OF DRAMA

- Maryland won five straight games (Oct. 24-Nov. 11) by a combined total of 13 points. Each game featured some fourth-quarter drama and kept Terrapin fans on the edge of their seats:
- After losing their ACC opener, 27-23, at Georgia Tech, Maryland trailed 20-0 at Virginia (10/14) when the teams broke for halftime. The Terrapins got a 56-yard TD by Keon Lattimore and a 45-yard interception return by **Erin Henderson** in a run of 28 unanswered points over a stretch of 6:11. Virginia pulled within 28-26 with a touchdown with 2:37 to play, but **Josh Wilson** tipped away the Cavaliers' two-point conversion attempt.
- Maryland used two turnovers by NC State to earn a 20-0 lead early on 10/21, then held on for a 28-26 Homecoming win over the Wolfpack. NC State pulled within two points with a touchdown with 58 seconds left, but the Terrapins covered an onside-kick attempt to pull out the win.
- **Sam Hollenbach** threw three TD passes en route to a 27-14 lead in the third quarter on 10/28 against Florida State. The Seminoles closed to within 27-24 with 8:49 left on a 24-yard field goal by Gary Cismesia. Lining up for a potential game-tying field goal from 46 yards out, DE **Jeremy Navarre** broke through the middle to block the kick and give Maryland the win.
- The fourth field goal of the day by Clemson's Jad Dean gave the Tigers a 12-10 lead over the Terps with 2:25 left on 11/4. But **Sam Hollenbach** went 5-for-5 on a game-winning drive that set up a 31-yard field goal by **Dan Ennis** as time ran out, giving the Terrapins a 13-12 road victory.



- Maryland took an early 14-0 lead against Miami (11/11), but held on for a 14-13 win. **Trey Covington** had an interception at the Maryland 32 with 3:08 to play and **Isaiah Gardner** forced a fumble on a Miami punt-return attempt with 1:14 remaining to preserve the win.

**TERPS OWN NATION'S LONGEST STREAK**

- In special teams coach **Ray Rychleski's** six years, Maryland has had two punters (Brooks Barnard and **Adam Podlesh**), two long snappers (Jon Condo and **Andrew Schmitt**) and zero blocked punts.
- The Terrapins' streak without a blocked punt goes back 85 games, now the longest streak in college football.
- The Terps have not had one blocked since Nov. 13, 1999 (Florida State). That amount of time became the longest in NCAA football recently when Georgia, which last had one blocked earlier in the 1999 season, had a punt blocked by Ole Miss.

**TURNING THE TABLES**

- While the Terrapins are not yielding blocked punts, they are doing their best not to return the favor to their opposition.
- In the last two years, the Terps have blocked four punts. They opened this season with a **Josh Wilson** block against William & Mary.

**SELECT COMPANY**

- **Ralph Friedgen's** 41 wins in his first five years as a head coach ranked tied for second in Atlantic Coast Conference history among coaches in their first five years. Friedgen is working his way up the charts for sixth-year ACC coaches.
- Though he was the top second-, third- and fourth-year coach in ACC history by wins, Friedgen's win total after last season fell short of the mark of 44 wins set by Clemson's Danny Ford from 1979-83. That mark, however, tied him for second with former Terrapin great Jerry Claiborne (1972-76) on the list of fifth-year mentors.
- Friedgen (49-24) fell just short this season of matching the six-year ACC mark of Ford (51-15-2).
- The win over Miami moved Friedgen into a tie for 2nd place on the list of career victories in a coaches' 6th year at an ACC school. Dick Crum was 48-20-1 at North Carolina from 1978-82, and Friedgen is now tied with Claiborne, who was 49-20-2 at Maryland from 1972-77.

**NEW OLD FACES**

- The loss of two experienced coordinators this past season left what would seem to have been a gap in experience on the Terrapin coaching staff. With Friedgen taking over at offensive coordinator and **Chris Cosh** on the defensive side, Maryland is far from green, however.
- The Maryland staff (head coach and full-time assistants), overall, possesses a combined total of 202 years of full-time experience at either the collegiate or pro levels.
- That total includes seven coaches (Friedgen, Cosh, Brattan, Rychleski, Seamanson, Sollazzo and Zacharias) who have been at it for 20 years or more, and the 202 years means an average of over 20 years of experience per coach on the 2006 staff.
- Only quarterbacks coach **John Donovan** (four years) has less than 10 years as a full-time assistant coach. Donovan's time around football is not quite so brief, however, as he spent four years at Georgia Tech as Friedgen's graduate assistant and four years with the Terps as an assistant recruiting coordinator.

**BACK IN THE SADDLE**

- This season will be **Ralph Friedgen's** first coordinating the Maryland offense while also serving as head coach. Prior to this year, Friedgen had not called offensive plays since leaving Georgia Tech in 2000.
- In his last stint in college as a coordinator (1998-2000), Friedgen guided a Georgia Tech offense unit that averaged 36.7 points and 444 yards of total offense per game. During that span, the Yellow Jackets posted a record of 27-8 (.771)
- This run is Friedgen's second coordinating the Maryland offense as he served in the same role under head coach Bobby Ross from 1982-86. In his time with Ross at Maryland, Friedgen helped lead the Terps to three ACC Championships and was instrumental in the development of quarterbacks Boomer Esiason, Frank Reich and Stan Gelbaugh.

**ACC STANDINGS**

| Atlantic             | ACC |   | Overall |    | Streak |
|----------------------|-----|---|---------|----|--------|
|                      | W   | L | W       | L  |        |
| #16/16 Wake Forest   | 6   | 2 | 10      | 2  | W1     |
| #25/25 Boston Coll.  | 5   | 3 | 9       | 3  | L1     |
| rv/rv MARYLAND       | 5   | 3 | 8       | 4  | L2     |
| -/rv Clemson         | 5   | 3 | 8       | 4  | L1     |
| Florida State        | 3   | 5 | 6       | 6  | L1     |
| NC State             | 2   | 6 | 3       | 9  | L7     |
| Coastal              | W   | L | W       | L  | Streak |
| #23/22 Georgia Tech  | 7   | 1 | 9       | 3  | L1     |
| #14/14 Virginia Tech | 6   | 2 | 10      | 2  | W6     |
| Virginia             | 4   | 4 | 5       | 7  | L1     |
| Miami                | 3   | 5 | 6       | 6  | W1     |
| North Carolina       | 2   | 6 | 3       | 9  | W2     |
| Duke                 | 0   | 8 | 0       | 12 | L20    |

**Terps  
IN THE POLLS**

| Week             | AP | USA Today | BCS |
|------------------|----|-----------|-----|
| Preseason        | NR | RV        | --  |
| 1 (8/28-9/3)     | NR | RV        | --  |
| 2 (9/4-9/10)     | NR | RV        | --  |
| 3 (9/11-9/17)    | NR | RV        | --  |
| 4 (9/18-9/24)    | NR | NR        | --  |
| 5 (9/25-10/1)    | NR | NR        | --  |
| 6 (10/2-10/8)    | NR | NR        | --  |
| 7 (10/9-10/15)   | NR | NR        | NR  |
| 8 (10/16-10/22)  | NR | NR        | NR  |
| 9 (10/23-10/29)  | NR | NR        | NR  |
| 10 (10/30-11/5)  | RV | RV        | NR  |
| 11 (11/6-11/12)  | 23 | 24        | 23  |
| 12 (11/13-11/19) | 21 | 21        | 19  |
| 13 (11/20-11/26) | RV | RV        | NR  |
| 14 (11/27-12/3)  | RV | RV        | NR  |
| 15 (12/4-12/10)  | RV | RV        | NR  |
| 16 (12/11 -)     |    |           |     |

key: NR = not ranked; RV = received votes, but not ranked.

**TERRAPIN COUNCIL**


Below are the seven players who were chosen as members of the Terrapin Council for 2006, a group which serves as a collective voice for the players when communicating issues with the staff.



Josh Allen



Stephon Heyer



Sam Hollenback



Josh Wilson



Erin Henderson



Wesley Jefferson



Christian Varner



Trey Covington

## IN THE RANKINGS

### 2006 NCAA RANKINGS

#### TEAM

|                                |       |              |
|--------------------------------|-------|--------------|
| <b>Rushing Offense</b>         | 76th  | 123.9 ypg    |
| <b>Passing Offense</b>         | 81st  | 179.8 ypg    |
| <b>Total Offense</b>           | 96th  | 303.7 ypg    |
| <b>Scoring Offense</b>         | 78th  | 21.7 ppg     |
| <b>Rushing Defense</b>         | 102nd | 174.8 ypg    |
| <b>Pass Defense</b>            | 47th  | 192.2 ypg    |
| <b>Pass Efficiency Defense</b> | 64th  | 125.7 rating |
| <b>Total Defense</b>           | 89th  | 366.9 ypg    |
| <b>Scoring Defense</b>         | 63rd  | 23.1 ppg     |
| <b>Net Punting</b>             | 48th  | 35.6 avg     |
| <b>Sacks</b>                   | 97th  | 1.42 spg     |
| <b>Sacks Allowed</b>           | 745th | 1.67 spg     |

#### INDIVIDUAL

|                        |      |                        |
|------------------------|------|------------------------|
| <b>Punting</b>         | 20th | Adam Podlesh, 43.1 avg |
| <b>Field Goals</b>     | 6th  | Dan Ennis, 1.58 fpgp   |
| <b>Kickoff Returns</b> | 10th | Josh Wilson, 28.1 avg  |

### 2006 ACC RANKINGS

#### TEAM

|                                |      |              |
|--------------------------------|------|--------------|
| <b>Rushing Offense</b>         | 4th  | 123.9 ypg    |
| <b>Passing Offense</b>         | 8th  | 179.8 ypg    |
| <b>Total Offense</b>           | 7th  | 303.7 ypg    |
| <b>Scoring Offense</b>         | 7th  | 21.7 ppg     |
| <b>Rushing Defense</b>         | 12th | 174.8 ypg    |
| <b>Pass Defense</b>            | 6th  | 192.2 ypg    |
| <b>Pass Efficiency Defense</b> | 10th | 125.7 rating |
| <b>Total Defense</b>           | 10th | 366.9 ypg    |
| <b>Scoring Defense</b>         | 10th | 23.1 ppg     |
| <b>Net Punting</b>             | 6th  | 35.6 avg     |
| <b>Sacks</b>                   | 11th | 1.42 spg     |
| <b>Sacks Allowed</b>           | 5th  | 1.67 spg     |

#### INDIVIDUAL

|                        |                                    |                              |
|------------------------|------------------------------------|------------------------------|
| <b>Punting</b>         | 2nd                                | Adam Podlesh, 43.1 avg       |
| <b>Field Goals</b>     | 2nd                                | Dan Ennis, 1.58 fpgp         |
| <b>Scoring</b>         | 75th                               | Dan Ennis, 7.2 ppg           |
|                        | (3rd in kick scoring, 7.2 ppg)     |                              |
|                        | (2nd in FG percentage, .826)       |                              |
| <b>Kickoff Returns</b> | 3rd                                | Josh Wilson, 28.1 avg        |
| <b>Rushing</b>         | 9th                                | Lance Ball, 59.8 ypg         |
| <b>Receptions</b>      | 10th                               | Darius Heyward-Bey, 3.42 rpg |
|                        | (6th in receiving yards, 51.1 ypg) |                              |
| <b>Punt Returns</b>    | 6th                                | Danny Oquendo, 8.9 avg       |
| <b>Pass Efficiency</b> | 3rd                                | Sam Hollenbach, 128.1 rating |
|                        | (3rd in passing yards, 179.0 ypg)  |                              |
|                        | (3rd in total offense, 179.6 ypg)  |                              |
| <b>Tackles</b>         | 2nd                                | Erin Henderson, 9.2 tpg      |
|                        | 3rd                                | Wesley Jefferson, 8.9 tpg    |
| <b>Passes Defended</b> | 76th                               | Josh Wilson, 1.00 pdg        |

## TOUGH ROAD

- The Terrapins road back to a bowl game has been a challenging one, as their schedule was one of the toughest in the nation this season. The Terrapins played five teams ranked in the AP Top 20 at the time of the game (West Virginia, Georgia Tech, Clemson, Boston College, Wake Forest).
- Eight bowl teams were among the 12 teams on Maryland's schedule this season (Middle Tennessee, WVU, Georgia Tech, Florida State, Clemson, Miami, Boston College, Wake Forest). The Terrapins closed their 2006 schedule with five straight bowl teams.
- The NCAA maintains weekly an updated list of toughest schedules in the nation based on opponents' won-lost records. At one point this season, Maryland was facing the seventh-toughest slate of games among all Division I-A schools.
- In his online column in the preseason, *ESPN.com's* Bruce Feldman ranked the Terps schedule as the 10th-toughest in college football this season.

## SAM I AM

- For just the second time in the last six years, Maryland started a season with a returning starter at the quarterback position. And though the success **Sam Hollenbach** (pronounced HALL-en-bock) had a year ago is not that of Scott McBrien (the last QB to return as starter) in 2003, his experience and knowledge of Friedgen's offense suggests that he is the man to lead the Terp offense this season.
- Through 12 games this season, Hollenbach did not have a breakout performance, but did cut down on the mistakes that plagued him a year ago. In 2006, he is 188-for-304 (61.8 completion percentage) for 2,148 yards with 13 touchdowns and 11 interceptions. His career completion percentage is third-best in school history.
- Hollenbach's career completion percentage heading into the bowl game is 61.4 percent (402-for-655). Now with 4,916 yards passing in his career, Hollenbach is 5th on the all-time list at Maryland. Next on the list is Neil O'Donnell, who threw for 4,989 yards from 1987-89. He is 84 yards from becoming only the 4th Terrapin in school history to reach the 5,000-yard mark in his career.
- On career lists, he also ranks 4th with 655 attempts (Neil O'Donnell is 3rd at 658), 3rd in completions with 402 (461, Boomer Esiason, 1981-83) and T4th with 26 passing touchdowns (Neil O'Donnell, 1987-89).
- Hollenbach was the only returning ACC quarterback to rank in the top five in pass efficiency, total offense and passing yardage last year. The lone QB who achieved that feat along with him was the now-departed Charlie Whitehurst of Clemson. In the regular season, Hollenbach ranked 3rd in the ACC in total offense, pass efficiency rating and passing yards per game.
- Entering the bowl game, Hollenbach is 14-9 in his career as a starter.





## TERPLE THREAT

- Heading into last season, Maryland was -- for the first time since 2001 -- in search of a tailback. Mario Merrills, **Lance Ball**, **Keon Lattimore** and **J.P. Humber** were all vying for the job and midway through last season, no single back had been named the every day starter. A year later, the Terrapins are as deep and talented at tailback as any team in the ACC and the only issue at hand is splitting up the carries.
- This year, the team has made regular use of Ball, and Lattimore while also mixing in veteran **Josh Allen**.
- So far this season, the trio has accounted for 329 carries, 1,473 yards and 11 touchdowns rushing.
- Still only a junior, Ball established himself as one of the league's top backs a year ago, rushing for 903 yards despite starting only four games. He rushed over 100 yards four times in the team's last seven games in 2005 and was ultimately named second team All-ACC.
- Ball (above center) currently leads the team in rushing with 717 yards on 156 carries (4.6 per carry). He is 9th in the ACC in rushing and rushed for the fifth 100-yard game of his career at Georgia Tech (23 carries, 116 yards).
- Junior **Keon Lattimore** (above right) missed spring recovering from a shoulder injury, but has returned and looked like a different player this season. He is second on the team in rushing (140 carries, 658 yards) and his 4.7 yards per carry leads the team. Lattimore had the first 100-yard rushing game of his career at Virginia and surpassed that with 119 yards in the regular-season finale against Wake Forest.
- Now completely healed from an injury suffered in the final game of 2004, **Josh Allen** (above left) returns to give the Terps yet another threat. Allen enters the bowl game tied for 6th on the school's all-time list for rushing touchdowns and moved into the career top 10 for rushing yards with 1,958. He is now 9th on that list, passing Billy Lovett (1966-68) against NC State.

## RECEIVERS COMING ALONG

- In Vernon Davis, Danny Melendez, Jo Jo Walker and Derrick Fenner, Maryland lost 76 percent (160 of 210) of its receptions due to graduation or the NFL draft. It is not a mystery that players will have to step up in their absence.
- The Maryland two-deep returned just one senior (**Drew Weatherly**) and no other players with the exception of special teams guru **Greg Powell** with any more experienced than a sophomore. What the team does have that it did not have even last year in its talented trio of wideouts is an abundance of physical talent.
- The average height and weight of this year's top five receivers is 6-2, 203. In that group, the average time in the 40-yard dash in spring drills was 4.46 with **Darrius Heyward-Bey** and **Isaiah Williams** each sub-4.4.
- Through 12 games, Maryland's top three wide receivers were all second-year players (Danny Oquendo, Williams and Heyward-Bey). The only non-receiver to sneak into the top four is another first-year starter, TE **Joey Haynos**.

## MORE ON RECEIVING

- Heyward-Bey had an outstanding game at Georgia Tech, often getting yards where there seemingly were none. He finished the day with five receptions for 111 yards, the first 100-yard effort of his young career and first of the season for the Terrapins.
- His 175-yard game against Miami featured catches of 65 and 96 yards on which he was able to display his showcase speed. His 175 yards accounted for the second-best game by an ACC receiver this season, behind only Jomar Wright's 10-for-176 game for Duke against Miami. His 613 receiving yards this season are a Maryland freshman record and fourth all-time in ACC history among first-year players.
- Heyward-Bey went from out of the top 10 on the ACC's receiving yards list into 3rd with his big game against the Hurricanes. He's now averaging 52.4 receiving yards per game, finishing the regular season in 6th on that chart in the ACC statistics. In conference games only, he was 3rd in receiving yards per game (63.8) behind only potential first-round pick Calvin Johnson of Georgia Tech (92.5) and Chansi Stuckey of Clemson (65.7).

## RECORD WATCH

updated Nov. 26, 2006

### PASSING

#### Career Passing Yards

|     |                                     |              |
|-----|-------------------------------------|--------------|
| 1.  | Scott Milanovich, 1992-95           | 7,301        |
| 2.  | Boomer Esiason, 1981-83             | 6,259        |
| 3.  | Scott McBrien, 2002-03              | 5,169        |
| 4.  | Neil O'Donnell, 1987-89             | 4,989        |
| 5.  | <b>Sam Hollenbach, 2003-present</b> | <b>4,916</b> |
| 6.  | Dan Henning, 1985-87                | 4,560        |
| 7.  | Brian Cummings, 1994-97             | 4,080        |
| 8.  | John Kaleo, 1991-92                 | 3,660        |
| 9.  | Stan Gelbaugh, 1981-85              | 3,659        |
| 10. | Dick Shiner, 1961-63                | 3,410        |
| 11. | Bob Avellini, 1972-74               | 3,222        |
| 12. | Shaun Hill, 2000-01                 | 3,159        |
| 13. | Scott Zolak, 1988-90                | 3,124        |

### RUSHING

#### Career Touchdowns

|    |                                 |           |
|----|---------------------------------|-----------|
| 1. | Rick Badanjek, 1982-85          | 44        |
| 2. | LaMont Jordan, 1997-2000        | 36        |
| 3. | Steve Atkins, 1975-78           | 31        |
| 4. | Charlie Wysocki, 1978-81        | 26        |
| 5. | Louis Carter, 1972-74           | 25        |
| 6. | <b>Josh Allen, 2002-present</b> | <b>21</b> |
|    | Ed Modzelewski, 1949-51         | 21        |

#### Career Yards

|     |                                 |              |
|-----|---------------------------------|--------------|
| 1.  | LaMont Jordan, 1997-2000        | 4,147        |
| 2.  | Charlie Wysocki, 1978-81        | 3,317        |
| 3.  | Steve Atkins, 1975-78           | 2,971        |
| 4.  | Bruce Perry, 1999-2003          | 2,424        |
| 5.  | Rick Badanjek, 1982-85          | 2,417        |
| 6.  | Louis Carter, 1972-74           | 2,266        |
| 7.  | Alvin Blount, 1983-86           | 2,158        |
| 8.  | Willie Joyner, 1980-83          | 2,140        |
| 9.  | <b>Josh Allen, 2002-present</b> | <b>1,958</b> |
| 10. | Billy Lovett, 1966-68           | 1,913        |
| 11. | Ed Modzelewski, 1949-51         | 1,893        |
| 12. | Mark Mason, 1990-93             | 1,807        |
| 13. | Art Seymore, 1970-72            | 1,656        |
| 14. | <b>Lance Ball, 2004-present</b> | <b>1,621</b> |
| 15. | Bren Lowery, 1986-89            | 1,611        |

### PUNTING

#### Career Punting Yards

|     |                                   |              |
|-----|-----------------------------------|--------------|
| 1.  | Dan DeArmas, 1988-91              | 10,627       |
| 2.  | <b>Adam Podlesh, 2003-present</b> | <b>9,157</b> |
| 3.  | Brooks Barnard, 1999-2002         | 8,733        |
| 4.  | Dale Castro, 1979-80              | 8,584        |
| 5.  | Darrell Wright, 1984-87           | 8,389        |
| 6.  | Russ Edwards, 1995-98             | 8,329        |
| 7.  | Mike Sochko, 1975-77              | 6,789        |
| 8.  | Greg Fries, 1968-70               | 6,696        |
| 9.  | Scott Milanovich, 1992-95         | 5,509        |
| 10. | Howard Humphries, 1963-65         | 5,290        |

## MASCOT MATCH-UP

### TESTUDO

Testudo, the official mascot of the University of Maryland, is not your ordinary Diamondback terrapin. For over sixty years, he has been the symbol for this campus, overseeing us in good times and bad. It is not easy work, and Testudo has experienced firsthand the dangers involved in being a source of campus pride.



Testudo got his start back in 1932, when then football coach Dr. H. Curley Byrd recommended that the Diamondback terrapin be made the school mascot. It is also the Maryland State Reptile. The suggestion was in response to The Diamondback's (the school paper, even back then) search for a new "official" mascot. Before this search, Maryland teams were called the Old Liners. The terrapin, a turtle native to the Chesapeake Bay, seemed a great choice and a logical one coming from Byrd. His native Crisfield, MD was famous for its terrapins.

While the origin of the terrapin as school mascot is well known, why the mascot was named Testudo is more mysterious. One leading contender for the name's origin is that it was derived from the scientific classification for turtle, testudines. Another theory is that the name is from testudo gigantia, a species native to the African country Seychelles and the remote island Aldabra. Finally, the derivation of the word testudo itself comes from the Latin word for a protective shelter used for Roman soldiers heads, similar to a tortoise shell.

### PURDUE PETE

A boilermaker if ever there was one, Purdue Pete first took the field to cheer on the Boilermakers in 1956. Initially, students with tumbling ability were chosen to portray Pete. In those days, Pete had a papier mache head and a bit of padding but was



expected to tumble along with the cheerleaders. Today, Pete's head is crafted in the same aviation technology lab that produced the locomotive body of the X-tra Special. In addition to the head, the four students who portray Pete wear shoulder pads and carry a hammer.

Pete got his start in 1940 as an advertising icon for University Bookstore, and he continues in that role. He first appeared outside bookstore ads in 1944, when editors of the Debris yearbook put an adapted Pete on each page. For instance, in the home economics section, Pete had a bucket and mop; for civil engineering, he peered through a transit.

Purdue Pete lore is filled with tales of wrestling matches against opposing mascots and muggings by opposing fans. Once, on the way back from Iowa, Pete's head blew out of the back of the Boilermaker Special. It was never found.

Pete has changed with the times, boasting more than five makeovers through his years rooting on the Boilermakers.

- In game three (at West Virginia), the trio of Heyward-Bey, Williams and Oquendo accounted for eight more receptions (12) than they had in their collective careers prior to this year. Heyward-Bey and Williams each posted then career highs in receptions and yards and Williams caught his first career touchdown, a 35-yarder.

## NOTING THE TERP DEFENSE

- When he was hired to come to Maryland, the talk about the mark **Ralph Friedgen** would make in College Park was all about offense. For the majority of his tenure, however, the most consistent Terp unit has been the defense.
- Since 2001, the Maryland defense has allowed an average of 19.4 points per game. The 2005 campaign was the team's first in that time finishing a season with a scoring average above 20.0.
- Maryland's defense has been outstanding in the red zone, one of the key ingredients to the midseason winning streak. Between the final red-zone trip by Florida State on 10/28 and the end of the Boston College game on 11/18, on 11 attempts by opponents, the Terps allowed just 1 touchdown and 8 field goals, while blocking one FG and seeing another FG missed. The Eagles got a TD and FG in 3 trips inside the Terp 20. Wake Forest bucked that trend a bit, getting 4 touchdowns and a field goal on 6 red-zone trips on 11/25.
- Last year's defensive scoring average of 25.0 points per game was somewhat deceiving. The Terrapins gave up 42 points without the defense even being on the field (four interception returns, one punt return and one fumble return). Factor that in and the team averaged 21.1 points allowed per game, which would have ranked 26th-best in the nation as opposed to 55th.
- Since 2001, 45 of Maryland's 73 opponents (62%) have been held to 20 points or less.
- Since 2002, Maryland has held its opposition scoreless in 101 quarters (including 14 in 2006).
- Prior to the first-half shutout of NC State, the last time Maryland held an opponent scoreless in the first half was 11/27/2004 when the Terps posted a zero on the scoreboard at Wake Forest. Maryland won that game 13-7.
- Maryland has held nine opponents to 100 yards or less passing since 2001 (one in 2006).
- Since '01, Maryland has held its opposition below 100 yards rushing 16 times. The Terps have accomplished the feat twice in '06 (William & Mary and FIU).
- Just 5 times since game two of 2003 has a quarterback been able to pass for more than one touchdown against the Terrapins (Virginia Tech's Bryan Randall in 2004, Clemson's Charlie Whitehurst in 2005, Virginia's Jameel Sewell, Florida State's Xavier Lee and BC's Matt Ryan in 2006).

## TURNOVER LOW IN '06 AND '07

- Maryland had just 15 seniors on its roster last season, with two of those seniors -- OT **Stephon Heyer** and TB **Josh Allen** -- back in uniform this year after redshirting due to injury.
- Only seven of those 15 seniors from last year were listed as starters (three offense, four defense).
- Just four players from the entire defensive two-deep from last year were lost to graduation.
- This season's team has a total of just 13 seniors.

## LB UNIT HOME OF THE HARDWARE

- Three of the last five years, the Atlantic Coast Conference Defensive Player of the Year has been a Maryland linebacker. This season the Terps have had to replace last year's honoree after losing eventual NFL second-round pick D'Qwell Jackson (currently the Browns' third-leading tackler), so it may come as a shock that Maryland's LB corps may be better this season.
- Focus this year has been on junior **Wesley Jefferson** as he is filling the spot where E.J. Henderson (2001 and 2002) and Jackson (2005) earned their hardware while also garnering national award attention at season's end. Jefferson -- who is currently 3rd in the ACC in tackles with 8.9 per game -- has a deeper and possibly more talented surrounding cast than either All-American was afforded. LB **Erin Henderson**, for example, is just ahead of his teammate in 2nd place in the league (9.2 per game) and the Terp duo trails only Virginia Tech LB Vince Hall (9.6 per game) on that list.
- In game one of 2006, the Terps got eight players in at their four linebacker positions with four of the team's top five tacklers being linebackers. Between Jefferson, **Dave Philistin**, **Erin Henderson** and **Trey Covington**, 28 tackles, three TFLs and two sacks were accounted for.
- LBs have led the Terps in tackles in 11 of the 12 games (CB **Isaiah Gardner** had a team-high 8 vs. Middle Tennessee). Jefferson has led the Terps 5 times in games (W&M, FIU, UVa, NC State, Miami), while senior **David Holloway** topped the tackle chart against West Virginia and Georgia Tech. Henderson topped the tackle chart for the first time this season against FSU, finishing with 13, then surpassed that total with 18 at Clemson. He led the Terps with 11 stops against Wake Forest.
- Jefferson had a career-high 13 against NC State. Jefferson had 14 at Miami and Henderson finished with a 4-9-13 chart against the 'Canes.
- Jefferson (W&M, UVa, NC State, Miami), Holloway (GT) and Henderson (UVa, FSU, Clem, Miami, Wake) have posted games in double figures this season.

**TURTLES IN NAME ONLY**

- The last two years, Maryland has seen an increased level of speed and athleticism among its players as the players on this year's team have shown in offseason testing. (Last season was the first year that there were no remaining players from the previous regime's recruiting efforts).
- The Terrapins had 14 players run in the 4.5-or-better range in the 40-yard dash in spring testing (note that all times are an average of six stopwatches on the same sprint).
- Four of the 11 wide receivers who tested in the spring ran 4.44 or faster and six defensive backs ran under a 4.5.
- Some notable times from players other than wideouts and corners who ran well include linebacker **Dave Philistin** (4.55), quarterback **Josh Portis** (4.53) and punter **Adam Podlesh** (4.44).
- One other notable time, though it has as much to do with weight as it does speed, was the 4.83 time of 312-pound defensive tackle **Dre Moore**.

**PODLESH MOVING UP THE CHARTS**

- **Adam Podlesh** is rated by NFL scouts as one of the top senior punting prospects this season. He has earned that distinction with as complete a resume as a punter can possess -- gross average, net average, directional punting and consistency -- and he has done it throughout his career at Maryland.
- In 12 games this season, Podlesh is averaging 43.1 yards per punt on 50 attempts with 21 balls inside the 20-yard line and 17 fair catches.
- Podlesh is ranked 20th nationally in gross punt average heading into bowl season.
- On 212 career punts, Podlesh has dropped 38 percent (81) inside the opponents' 20-yard line and 16 percent (34) inside the opposition's 10.
- Podlesh has earned second-team All-ACC honors in each of his four years at Maryland. In each of those seasons, he was ranked just behind last year's Ray Guy Award winner Ryan Plackemeier of Wake Forest. He is the only player in school history to earn All-ACC honors four times.
- In being named the second team All-ACC punter in 2003, Podlesh became the first freshman in school history to be recognized by the league.
- Heading into 2006, Podlesh's career average was ninth-best in ACC history and just a half-yard shy of Brooks Barnard's school record of 43.7. Podlesh currently carries a 43.2 career average.

**MORE SPECIAL TEAMS**

- Two crucial stats came to the attention of talented special teams coordinator/assistant coach Ray Rychleski in bowl preparations:
- Maryland's average start of drives after kickoff returns was the Terrapins' 31-yard line. That figure led the ACC.
- Another ACC-leading note, opponents' net punting average against the Terps was 31.5 yards, another factor that gave Maryland good field position to work with.
- Senior CB **Josh Wilson** is one of the top return men in college football, ranking third with 28.1 yards per return. He has also shattered the Terps' single-season return yards mark (844).

**KEEPING PLAYERS AT HOME**

- In his first signing day with the Terps (2001), **Ralph Friedgen** said that in addition to landing some of the top recruits nationally, one of his goals was to make sure that all of the best players in the state of Maryland stayed in state and became Terps.
- Over the course of the past eight years, the Maryland-D.C.-Virginia recruiting area has been tapped with regularity by the Terps. In 1997, just 23 players on the Maryland roster hailed from either Maryland, D.C. or Virginia, with six of those serving as opening-game starters. Since that time, however, numbers in both categories have risen steadily to their current level of more than half the current roster. Below is a look at the trend:

| Md./D.C./Va.  | '98 | '99 | '00 | '01 | '02 | '03 | '04 | '05 | 06 |
|---------------|-----|-----|-----|-----|-----|-----|-----|-----|----|
| on '06 roster | 34  | 39  | 46  | 49  | 54  | 56  | 58  | 57  | 55 |
| Starters*     | 5   | 7   | 12  | 10  | 14  | 10  | 12  | 10  | 13 |

\*reflects number of starters in the season opener.



*Trey Covington is one of 13 Terrapin starters who hails from the Maryland/D.C./Virginia area.*

- The Terrapins' success in the region has been the foundation for the team's success in recent years. Friedgen credits the signing class which included Randy Starks and Domonique Foxworth for starting the trend that included such names as recent NFL Rookie of the Year Shawne Merriman and 2006 No. 6 overall draft pick Vernon Davis.

**IN THE TRENCHES**

Below is a comparison -- based on the average size of each team's starters -- of Maryland and Purdue's offensive and defensive lines:



**6-5, 323 LBS.  
TERRAPIN  
O-LINE**

— vs. —

**BOILERMAKERS  
D-LINE  
6-3, 265 LBS.**



**6-3, 293 LBS.  
TERRAPIN  
D-LINE**

— vs. —

**BOILERMAKERS  
O-LINE  
6-5, 307 LBS.**

## HOW THEY FARED AND WHO'S NEXT

### MARYLAND (8-4, 5-3 ACC)

Last Game: Lost vs. Wake Forest, 38-24

Next Game: vs. Purdue (12/29 - Champs Sports Bowl)

**Sep. 2 vs. William & Mary (3-8, 1-7 Atlantic 10)**

Last Game: Lost vs. Richmond, 31-14

Next Game: Season over

**Sep. 9 vs. Middle Tennessee (7-5, 6-1 Sun Belt)**

Last Game: Lost vs. Troy, 21-20

Next Game: vs. Central Mich.  
(12/26 - Motor City Bowl)

**Sep. 14 at West Virginia (10-2, 5-2 Big East)**

Last Game: Won vs. Rutgers, 41-39 (3ot)

Next Game: vs. Georgia Tech  
(1/1 - Gator Bowl)

**Sep. 23 vs. Florida International (0-12, 0-7 Sun Belt)**

Last Game: Lost at Florida Atlantic, 31-0

Next Game: Season over

**Oct. 7 at Georgia Tech (9-4, 7-1 ACC)**

Last Game: Lost vs. Wake Forest, 9-6

Next Game: vs. West Virginia  
(1/1 - Gator Bowl)

**Oct. 14 at Virginia (5-7, 4-4 ACC)**

Last Game: Lost at Virginia Tech, 17-0

Next Game: Season over

**Oct. 21 vs. NC State (3-9, 2-6 ACC)**

Last Game: Lost vs. East Carolina, 21-16

Next Game: Season over

**Oct. 28 vs. Florida State (6-6, 3-5 ACC)**

Last Game: Lost to Florida, 21-14

Next Game: vs. UCLA (12/27 - Emerald Bowl)

**Nov. 4 at Clemson (8-4, 5-3 ACC)**

Last Game: Lost vs. South Carolina, 31-28

Next Game: vs. Kentucky  
(12/29 - Music City Bowl)

**Nov. 11 vs. Miami (6-6, 3-5 ACC)**

Last Game: Won vs. Boston College, 17-14

Next Game: vs. Nevada  
(12/31 - MPC Computers Bowl)

**Nov. 18 at Boston College (9-3, 5-3 ACC)**

Last Game: Lost at Miami, 17-14

Next Game: vs. Navy  
(12/30 - Meineke Car Care Bowl)

**Nov. 25 vs. Wake Forest (11-2, 6-2 ACC)**

Last Game: Won vs. Georgia Tech, 9-6

Next Game: vs. Louisville (1/2 - Orange Bowl)

**Dec. 29 vs. Purdue (8-5, 5-3 Big Ten)**

Last Game: Lost at Hawaii, 42-35

Next Game: vs. Maryland  
(12/29 - Champs Sports Bowl)

## IRON TERPS

- Maryland's strength numbers over the course of the last six years have been off the charts. This season, 22 players earned "Iron Terp" status, an honor that is based on a player's strength index (determined by a strength/weight formula).
- Team averages (in categories used to measure index) this season include an average bench press of 338 pounds; an average squat of 489 pounds; an average clean of 294 pounds; and an average vertical jump of 33-1/2 inches.
- Not only were new individual records set, but the team as a whole improved dramatically, as 78 percent of the players on this year's team elevated their personal bests in strength index.
- Nine different all-time records were set for players at their given position. Among those records were the 40-yard dash time of punter **Adam Podlesh** (4.44), the vertical jump of linebacker **Rick Costa** (42 inches) and the bench press of quarterback **Jordan Steffy** (355).
- Arguably the most amazing record set was by offensive tackle **Jared Gaither**. At 6-9 and 350 pounds, Gaither posted a 36-inch vertical jump.



The 6-9, 350-pound Jared Gaither set the all-time record for vertical jump by an offensive lineman with an amazing 36-inch jump.

## ACC FOOTBALL POWER

- Now in its second year as a 12-team conference with a championship game, the Atlantic Coast Conference is widely recognized as one of the premier conferences in the country.
- Last season, eight ACC teams earned bowl bids. The league matched that total in 2006.
- The conference's schools have posted a 21-12 mark in postseason play in the last five years, best among all Division I-A conferences in that span.
- With 10 of its 12 teams in the Sagarin ratings final top 45 last season, the ACC was ranked second among all conferences in the final Sagarin poll in 2005. Three of its schools were rated by Sagarin to have among the toughest 20 schedules in the country before the season (UNC, 5th; **Maryland**, 10th; Georgia Tech, 16th).

## A LOOK BACK

- Maryland has 49 wins in its six seasons under Ralph Friedgen (in Friedgen's first 5 seasons, the team averaged 8.2 wins per year).
- The Terps' total of 36 wins from 2001-04 was the second-highest four-year win total in school history. Maryland's top effort was 37 wins under Jerry Claiborne from 1975-78.
- In the 108 years of football prior to Friedgen's arrival, Maryland had never put together three straight *nine*-win seasons. The Terrapins won 10 games in each of Friedgen's first three seasons (2001, 2002 and 2003).

## PROTECTING THE HOUSE

- Despite a sub-.500 record in 2005, the Terrapins are 30-8 at Byrd Stadium under **Ralph Friedgen**. The Terps finished 6-1 at home this season.
- The Terps finished the 2003 season with a perfect 6-0 record at home, marking the second time in three years the team finished its home slate unblemished.
- In 113 previous seasons of football, Maryland has finished undefeated at home 19 times. Just eight of those occasions, however, have come since 1950 (when Byrd Stadium opened) and just three times has it happened since 1975 (1976, 2001, 2003).
- The Terrapins' 6-0 mark in 2003 was a tie for the second-best record at home in school history. The 1976 team was also 6-0, only to be trumped by the 2001 team, which won all of its games on a 7-game home slate.

## MORE ON CHEVY CHASE BANK FIELD AT BYRD STADIUM

- Now in its 57th year of operation, Chevy Chase Bank Field at Byrd Stadium continues to serve as the home of the Terps. Opened on Sept. 30, 1950, and constructed for a sum of \$1 million, Byrd was named after Dr. H.C. "Curley" Byrd, a multi-sport star at Maryland who later became the school's head football coach and ultimately its president.
- The Terrapins are 186-107-1 within the friendly confines of Byrd.

QUOTING THE

## FRIDGE

**(ON THE BOWL TRIP)**

*"We're very excited to be going to the Champs Sports Bowl. Our kids have been off for a week, getting caught up academically. It's always a tough time of year because everything comes to a head; all the papers are due, exams are coming up, so I wanted to give them some time to get caught up and to get ready for the last big push."*

**(ON PRACTICING DURING EXAM WEEK)**

*"We will not practice during exams. I'm going to give them off starting with the study day, which is next Wednesday, and then we'll come back and practice two times before we leave."*

**(ON HIS APPROACH TO PRACTICING IN THE POSTSEASON)**

*"Hopefully we'll close the gap with our younger kids for the spring. We'll try to prepare the guys that play through the game but also spend some time with the younger kids. We'll hopefully bridge the gap so when spring practice starts they'll have a pretty good chance of knowing what's going on so we can evaluate them and what they're doing."*

**(ON THE BREAK UNTIL THE BOWL GAME)**

*"The first year [in 2001], we were off for a long time and we didn't do very well with that. I handled that a lot differently than I did the last two bowl games. We ran two-a-days that first year and I think it's more important that our players go to the game excited and want to play. I think they need to get away from it, to recharge the batteries; I need to recharge mine too. I'm hoping there's a renewed sense of energy. I know yesterday the kids seemed generally excited about the bowl that we're going to."*

**(ON PURDUE)**

*"They're a very good team and anybody you play at this time of year is going to be good. They have an excellent quarterback, a very good wide receiver, a very good running back. Defensively, they have a lot of speed, especially on the edges. They play a very physical brand of football. I've always been an admirer of Coach Tiller's, of what he does and how he does it. Their kids play with a lot of enthusiasm, a lot of emotion. It's going to be a very, very good test for us."*

**(ON WHAT THIS BOWL MEANS FOR THE SENIOR CLASS)**

*"I think they wanted to finish better, especially the way we ended up. I know when they finish on a positive note, it's really a good feeling, maybe for the rest of their life. I think the people that have gone to our last two bowl games talk about how good they were and what a great time they had, but I think our players also have a good time when they win. A lot of them are graduating; this is it in a lot of different ways. It's not only their last game, in many cases it's their last class."*

**(ON THE PLAYERS ACHIEVING ONE OF THEIR GOALS)**

*"I'm excited for them because they're excited. You always worry about where they see themselves and where they want to go. I've been to a bunch of bowl games and I'll be honest, it's a lot more work for me, but it's enjoying their enthusiasm and their enjoyment to go. It's special and it's something that was a goal of this team's and now they've had an opportunity to achieve it. It would be nice to finish it off and be 9-4. As disappointing as the last two games were, when you look back over the whole season you see that we played eight teams that went to bowls, five of them that were ranked when we played them. To end up 9-4 would be a pretty darn good season for us."*



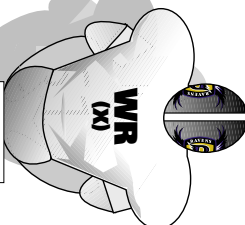
THEVY CHAST  
ANK Field

# BOWL DEPTH CHART

## OFFENSE

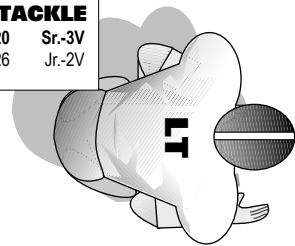
**WIDE RECEIVER (X)**

|    |                 |     |     |        |
|----|-----------------|-----|-----|--------|
| 84 | Isaiah Williams | 6-2 | 200 | So.-1V |
| 11 | Drew Weatherly  | 6-3 | 216 | Sr.-3V |




**LEFT TACKLE**

|    |               |     |     |        |
|----|---------------|-----|-----|--------|
| 70 | Stephon Heyer | 6-6 | 320 | Sr.-3V |
| 77 | Scott Burley  | 6-5 | 326 | Jr.-2V |



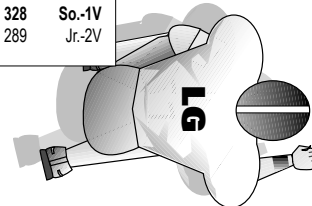
**FULLBACK**

|    |                  |     |     |        |
|----|------------------|-----|-----|--------|
| 38 | Cory Jackson     | 6-0 | 240 | Fr.-HS |
| 26 | Chris Gronkowski | 6-1 | 245 | Fr.-RS |



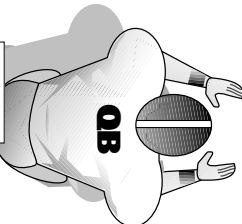
**LEFT GUARD**

|    |               |     |     |        |
|----|---------------|-----|-----|--------|
| 75 | Jaimie Thomas | 6-4 | 328 | So.-1V |
| 69 | Donnie Woods  | 6-3 | 289 | Jr.-2V |



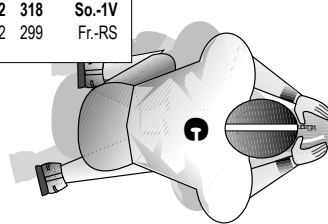
**QUARTERBACK**

|    |                |     |     |        |
|----|----------------|-----|-----|--------|
| 14 | Sam Hollenbach | 6-4 | 214 | Sr.-2V |
| 19 | Jordan Steffy  | 6-1 | 214 | So.-1V |



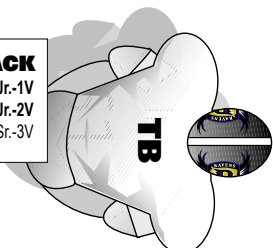
**CENTER**

|    |                |     |     |        |
|----|----------------|-----|-----|--------|
| 60 | Edwin Williams | 6-2 | 318 | So.-1V |
| 72 | Phil Costa     | 6-2 | 299 | Fr.-RS |



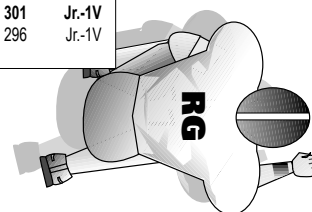
**TAILBACK**

|       |                |      |     |        |
|-------|----------------|------|-----|--------|
| 44    | Lance Ball     | 5-9  | 216 | Jr.-1V |
| or 21 | Keon Lattimore | 5-11 | 221 | Jr.-2V |
| 33    | Josh Allen     | 5-11 | 215 | Sr.-3V |



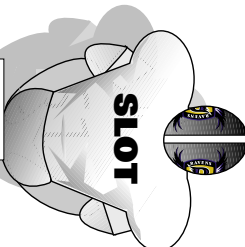
**RIGHT GUARD**

|    |               |     |     |        |
|----|---------------|-----|-----|--------|
| 63 | Andrew Crumme | 6-5 | 301 | Jr.-1V |
| 66 | Garrick Clig  | 6-4 | 296 | Jr.-1V |



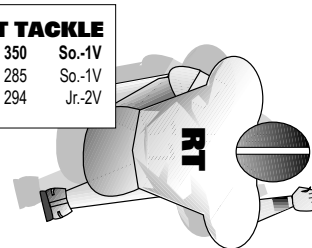
**SLOT RECEIVER**

|    |               |      |     |        |
|----|---------------|------|-----|--------|
| 17 | Danny Oquendo | 6-0  | 188 | So.-1V |
| 88 | Greg Powell   | 5-11 | 187 | Sr.-1V |



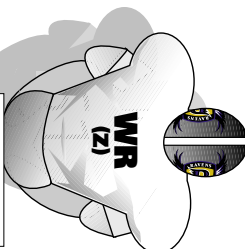
**RIGHT TACKLE**

|    |               |     |     |        |
|----|---------------|-----|-----|--------|
| 78 | Jared Gaither | 6-9 | 350 | So.-1V |
| 75 | Dane Randolph | 6-5 | 285 | So.-1V |
| 67 | Jack Griffin  | 6-7 | 294 | Jr.-2V |



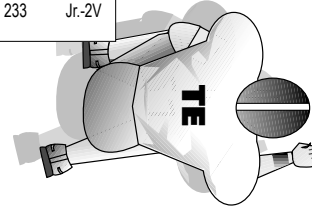
**WIDE RECEIVER (Z)**

|    |                     |     |     |        |
|----|---------------------|-----|-----|--------|
| 8  | Darrius Heyward-Bey | 6-2 | 206 | Fr.-RS |
| 17 | Danny Oquendo       | 6-0 | 188 | So.-1V |
| 82 | Nolan Carroll       | 6-0 | 201 | Fr.-RS |



**TIGHT END**

|    |                |     |     |        |
|----|----------------|-----|-----|--------|
| 80 | Joey Haynos    | 6-8 | 267 | Jr.-2V |
| 13 | Dan Gronkowski | 6-6 | 266 | So.-SQ |
| 15 | Jason Goode    | 6-3 | 233 | Jr.-2V |





# 2006 HONOR ROLL

27 SPORTS • 1 TEAM

TERRAPINS

## PRESEASON RANKINGS

### ACC

|                   |                      |
|-------------------|----------------------|
| Phil Steele       | 3rd in Atlantic Div. |
| The Sporting News | 4th in Atlantic Div. |
| Lindy's           | 4th in Atlantic Div. |
| Athlon            | 5th in Atlantic Div. |

### NATIONAL

|                                  |                   |
|----------------------------------|-------------------|
| 17th Most Improved Teams of 2006 | Phil Steele       |
| 38th Nationally                  | Phil Steele       |
| 41st Nationally                  | Lindy's           |
| 47th Nationally                  | The Sporting News |

## INDIVIDUAL HONORS

### LANCE BALL, TB

|                                 |             |
|---------------------------------|-------------|
| First Team Preseason All-ACC    | Athlon      |
| First Team Preseason All-ACC    | Lindy's     |
| Third Team Preseason All-ACC    | Phil Steele |
| No. 34-rated RB in NCAA D-1     | Phil Steele |
| "Toughest to Bring Down" in ACC | Lindy's     |

### CONRAD BOLSTON, DT

|                               |                   |
|-------------------------------|-------------------|
| Preseason Watch List          | Outland Trophy    |
| Second Team Preseason All-ACC | Athlon            |
| Second Team Preseason All-ACC | The Sporting News |
| No. 16-rated DT in NCAA D-1   | The Sporting News |

### ADRIAN CANNON, WR

|                                      |             |
|--------------------------------------|-------------|
| No. 35-rated Freshman WR in NCAA D-1 | Phil Steele |
|--------------------------------------|-------------|

### ANDREW CRUMMEY, OG

|                               |             |
|-------------------------------|-------------|
| Second Team All-ACC           | ACSMA       |
| Second Team Preseason All-ACC | Phil Steele |
| No. 15-rated OG in NCAA D-1   | Phil Steele |

### DAN ENNIS, PK

|  |                  |
|--|------------------|
| Honorable Mention All-ACC                  | ACSMA            |
| Lou Groza Award National Stars of the Week | Oct. 21 (NC St.) |
| ACC Special Teams Player of the Week       | Oct. 21 (NC St.) |
| ACC Special Teams Player of the Week       | Nov. 4 (Clemson) |

### JARED GAITHER, OT

|                               |                   |
|-------------------------------|-------------------|
| Preseason Watch List          | Outland Trophy    |
| First Team Preseason All-ACC  | The Sporting News |
| Second Team Preseason All-ACC | Athlon            |
| Second Team Preseason All-ACC | Lindy's           |
| Fourth Team Preseason All-ACC | Phil Steele       |
| No. 7-rated OT in NCAA D-1    | The Sporting News |
| No. 32-rated OT in NCAA D-1   | Phil Steele       |

### DREW GLOSTER, TE

|                                      |             |
|--------------------------------------|-------------|
| No. 14-rated Freshman TE in NCAA D-1 | Phil Steele |
|--------------------------------------|-------------|

### DAN GRONKOWSKI, TE

|   |        |
|---|--------|
| ESPN The Magazine Academic All-District 2 | CoSIDA |
|---|--------|

### JOEY HAYNOS, TE


|                           |       |
|---------------------------|-------|
| Honorable Mention All-ACC | ACSMA |
|---------------------------|-------|

### ERIN HENDERSON, OLB

|                                |                  |
|--------------------------------|------------------|
| Second Team All-ACC            | ACSMA            |
| ACC Defensive Back of the Week | Nov. 4 (Clemson) |



**ANDREW CRUMMEY**



**DAN ENNIS**



**JOEY HAYNOS**



**ERIN HENDERSON**



**STEPHON HEYER**



**DARRIUS HEYWARD-BEY**



**SAM HOLLENBACH**



**JOSH WILSON**

**STEPHON HEYER, OT**

|                               |             |
|-------------------------------|-------------|
| Honorable Mention All-ACC     | ACSMA       |
| Second Team Preseason All-ACC | Phil Steele |
| No. 19-rated OT in NCAA D-1   | Phil Steele |

**DARRIUS HEYWARD-BEY, WR**

|                                  |                   |
|----------------------------------|-------------------|
| First Team Freshman All-American | The Sporting News |
| First Team Freshman All-ACC      | The Sporting News |
| Second Team All-ACC              | ACSMA             |
| ACC Rookie of the Week           | Oct. 28 (FSU)     |
| ACC Offensive Back of the Week   | Nov. 11 (Miami)   |

**SAM HOLLENBACH, QB**

|                              |                     |
|------------------------------|---------------------|
| Honorable Mention All-ACC    | ACSMA               |
| Preseason Watch List         | Davey O'Brien Award |
| Preseason Watch List         | Maxwell Award       |
| Third Team Preseason All-ACC | Phil Steele         |
| No. 22-rated QB in NCAA D-1  | Phil Steele         |

**WESLEY JEFFERSON, LB**

|                              |             |
|------------------------------|-------------|
| Third Team Preseason All-ACC | Phil Steele |
|------------------------------|-------------|

**KEON LATTIMORE, TB**

|                                |                    |
|--------------------------------|--------------------|
| ACC Offensive Back of the Week | Oct. 14 (Virginia) |
|--------------------------------|--------------------|

**JEREMY NAVARRE, DE**

|                                      |               |
|--------------------------------------|---------------|
| ACC Co-Defensive Lineman of the Week | Oct. 28 (FSU) |
|--------------------------------------|---------------|

**ADAM PODLESH, P**

|                              |                              |
|------------------------------|------------------------------|
| Draddy Award Semifinalist    | National Football Foundation |
| Second Team All-ACC          | ACSMA                        |
| Midseason Watch List         | Ray Guy Award                |
| First Team Preseason All-ACC | Athlon                       |
| First Team Preseason All-ACC | Lindy's                      |
| First Team Preseason All-ACC | Phil Steele                  |
| First Team Preseason All-ACC | The Sporting News            |
| No. 4-rated P in NCAA D-1    | Lindy's                      |
| No. 5-rated P in NCAA D-1    | Phil Steele                  |
| No. 6-rated P in NCAA D-1    | The Sporting News            |

**JEREMY RICKER, QB**

|                                      |                   |
|--------------------------------------|-------------------|
| No. 13-rated recruit in ACC          | The Sporting News |
| No. 13-rated recruit in ACC          | Lindy's           |
| No. 15-rated Freshman QB in NCAA D-1 | Phil Steele       |
| Top-100 Incoming Freshman            | Lindy's           |

**BRIAN WHITMORE, DE**

|                                      |             |
|--------------------------------------|-------------|
| No. 70-rated Freshman DL in NCAA D-1 | Phil Steele |
|--------------------------------------|-------------|

**JOSH WILSON, CB**

|   |                   |
|---|-------------------|
| Honorable Mention All-ACC                 | ACSMA             |
| ESPN The Magazine Academic All-District 2 | CoSIDA            |
| ACC Defensive Back of the Week            | Nov. 11 (Miami)   |
| Second Team Preseason All-ACC             | The Sporting News |
| Fourth Team Preseason All-ACC             | Phil Steele       |
| No. 41-rated CB in NCAA D-1               | Phil Steele       |

**TEAM HONORS**

**OFFENSIVE LINE**

|                              |                   |
|------------------------------|-------------------|
| No.5-rated unit in NCAA D-1  | The Sporting News |
| No.16-rated unit in NCAA D-1 | Phil Steele       |

**RUNNING BACKS**

|                              |             |
|------------------------------|-------------|
| No.20-rated unit in NCAA D-1 | Phil Steele |
|------------------------------|-------------|